



Bord Altranais agus
Cnáimhseachais na hÉireann
Nursing and Midwifery
Board of Ireland

State of the Register 2024

1st June 2024

Contents

Forewords	2
What we do	4
Introduction	5
Overview of the NMBI Register	6
Current Registration Numbers	7
Nursing Register – General, Children’s, Psychiatric and Intellectual Disability Nursing Divisions	17
Nursing Divisions	21
General Nurses Division	22
Children’s Nurses Division	28
Psychiatric Nurses Division	34
Intellectual Disability Nurses Division	40
Post-primary Divisions of the Register	46
Public Health Nurses Division	47
Advanced Nurse Practitioners Division	53
Nurse Prescribers Division	60
Nurse Tutors Division	66
Midwifery Register	72
Midwives Division	73
Advanced Midwife Practitioners, Midwife Prescribers and Midwife Tutors Register	80
Appendix	91

Forewords



As President of the Nursing and Midwifery Board of Ireland, I am proud to publish the NMBI State of the Register 2024.

This report offers a comprehensive overview of the nursing and midwifery Register in Ireland and aims to inform positive changes within the healthcare sector for the benefit of the professions and the public. Comparative data is impressive and welcomed with an overall increase in total registered numbers and significantly an increase in new registrants and advanced practitioners since 2023.

The data in this report is essential to our stakeholders for future planning and provides insights into the emerging trends, both globally and within the Irish healthcare system.

On behalf of the Board, I would like to acknowledge Interim Chief Executive, Carolyn Donohoe; Director of Registration, Dr Ray Healy and their colleagues for their work in compiling this report.

I would like to sincerely thank our registered nurses and our registered midwives for their continued commitment and dedication to providing high quality care.

Dr Louise Kavanagh McBride
President



I am delighted that, for the third year, we can present the State of the Register 2024.

This report paints a positive picture and highlights the crucial role that nurses and midwives play in the provision of healthcare in Ireland.

It is encouraging to see that our Register continues to grow and is the highest level it has ever been.

Since its first publication in 2022, this report has been an important tool for workforce planners, policymakers and our stakeholders, as they work to improve healthcare in Ireland and ensure that it benefits the public and the professions, now and in the future.

I would like to express my appreciation to our talented and passionate registrants who show pride in the work that they do and provide the highest standards of care.

Carolyn Donohoe
Interim Chief Executive



What we do

In our role as the regulator for the professions of nursing and midwifery and in fulfilling our mission, we:

- maintain the [Register of Nurses and Midwives](#) and a Candidate Register for student nurses and midwives
- set the [standards](#) for the education of nurses and midwives
- approve programmes of education necessary for registration and monitor these programmes on an ongoing basis
- support our registrants by providing appropriate guidance on professional conduct and ethics for both registered nurses and midwives
- investigate and consider [complaints](#) against nurses and midwives.

Our role in setting standards and providing guidance for approximately 90,000 registered nurses and midwives in Ireland focuses on public safety. We work collaboratively with the Department of Health, employers, managers, representative bodies, educators, other regulatory bodies and our registrants.

Introduction

Supporting our nursing and midwifery colleagues and protecting the public is at the core of what we do. We provide leadership to registrants to deliver safe care through innovative and proactive professional regulation.

Now in its third year, the State of the Register provides statistical data about our Register. The data in this report is based on the information we collect as part of the annual renewal process. Data is compared annually in June each year and this report covers the 12-month period from 1 June 2023 to 31 May 2024.

It is important to note that as part of the annual renewal process, registrants are required to self-declare information. This includes providing their workplace details, if they are currently practising in a division of the Register and if they are patient-facing in that division. As a result, there may be minor discrepancies and variations in some of this data.

Some assumptions were made about the data available within this publication. The primary assumption was that nurses and midwives who joined the Register did so to practise and therefore, where possible, these new registrants have been incorporated into the 'practising' data presented throughout. We believe this is a reasonable assumption, making the data applicable to the current workforce.

This report also provides other noteworthy statistics which are outlined in the Appendices section.

Dr Ray Healy
Director of Registration



Overview of the NMBI Register

As of 1 June 2024, there are **89,496** nurses and midwives registered with NMBI. This represents a 5% increase on the previous year and is the largest number of registrants ever held by NMBI.

Of these, **84,213** state that they are currently practising and **76,054** state they are patient-facing in their role. In comparison to figures from the State of the Register 2023, the number of practising nurses and midwives has increased by 6% and those who are patient-facing has increased by 7%.

Over the three-year period covered in this report, the number of registered, practising and patient-facing is increasing. On a divisional level, most divisions saw an increase in the number of registered, practising and patient-facing nurses and midwives. There was an increase in the number of registered General Nurses (up 6%); Children's Nurses (up 1%) and Psychiatric Nurses (up 1%). While the overall number of registered Intellectual Disability Nurses has declined slightly (down 0.2%), the number of practising and patient-facing has increased. Similarly, there was a decrease in the number registered in the Midwives division (down 3%), but the number of those practising and patient-facing increased.

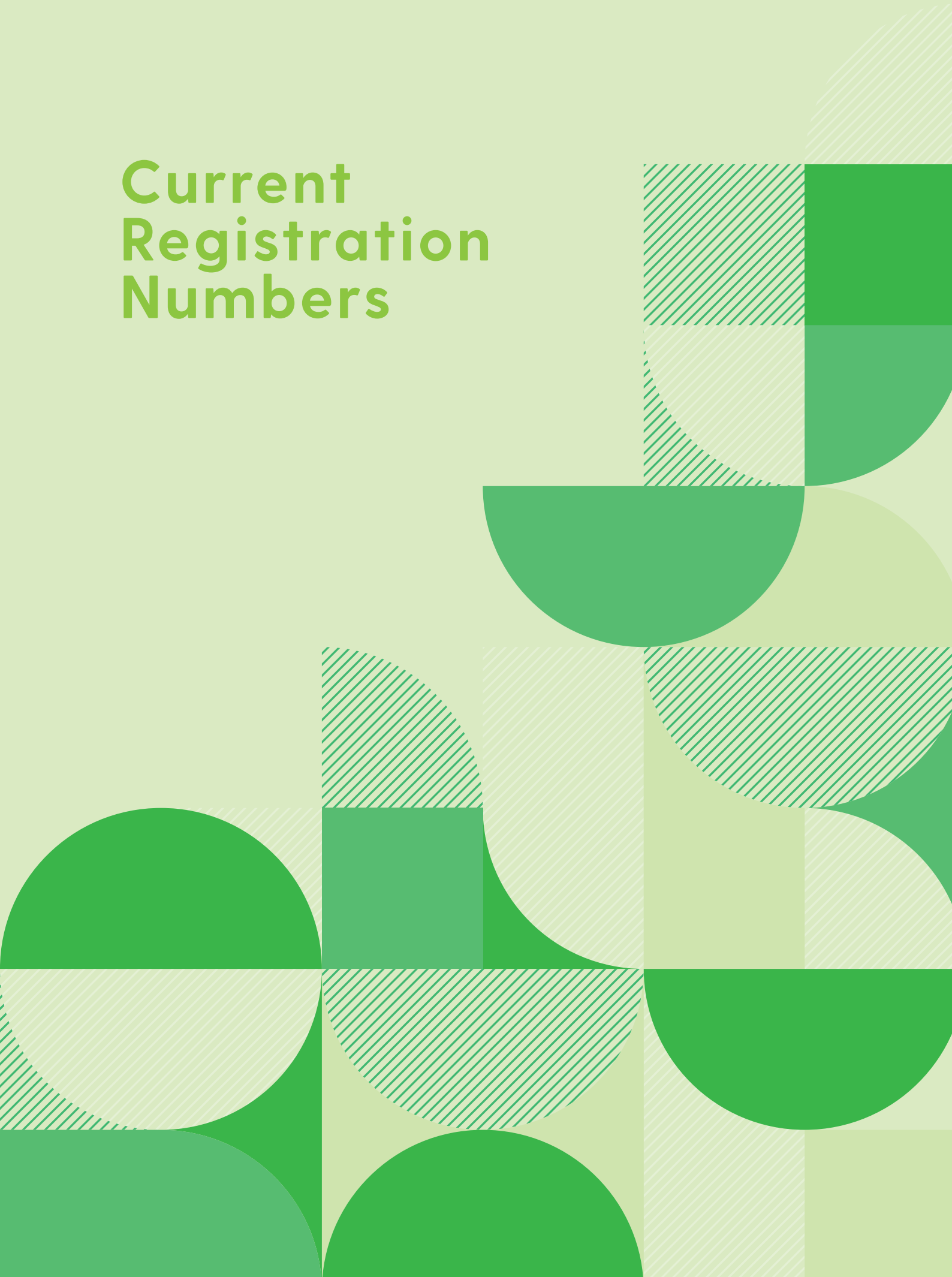
Overall, there has been a 14% increase in the number of new nurses and midwives joining the Register. New registrants include nurses and midwives qualified in Ireland, the EU and non-EU countries. In the period of this report, **1,569** new registrants qualified in Ireland (down 1%), **5,426** qualified outside the EU (up 19%) and **125** qualified in EU countries (down 5%). It is important to note that since 2022, UK registrants are no longer included in the EU figures.

Nurses and midwives who are educated outside of Ireland play an essential role in the Irish health system. The top countries of education of new overseas registrants were India (3,717), Philippines (828), United Kingdom (281) and Ghana (191).

The report shows a steady increase in the number of registrations in the post-primary divisions of the Register. Since 2023, there was a 20% increase in the number of Advanced Nurse Practitioners and a 23% increase in Advanced Midwife Practitioners. Nurse Prescribers increased by 16%, and Midwife Prescribers increased by 27%. The number of Public Health Nurses also increased by 1%.

From 1 June 2023 to 31 May 2024, NMBI issued **5,073** Decision Letters to overseas applicants. Decision Letters are the first step in the process of applying to the Register and in most cases, allows the applicants who qualified outside Ireland to fulfil a compensation measure to complete the registration requirements to practise here.

Current Registration Numbers



Current Registration Numbers

As of 1 June 2024 there are **89,496** registrants on the Register

84,213
Practising

5,283
Not
practising



76,054

Patient-facing registrants

Of the 84,213 currently
practising, there are

7,120

new registrants.



Gender
breakdown
(of those practising)

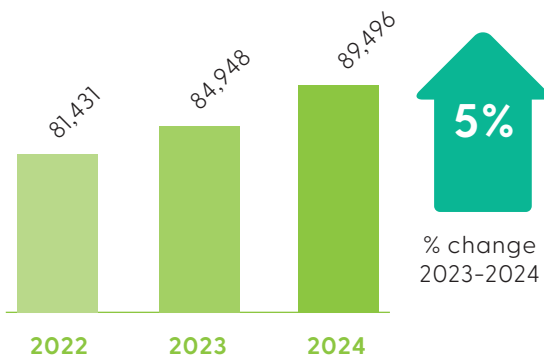
75,672 Female

8,538 Male

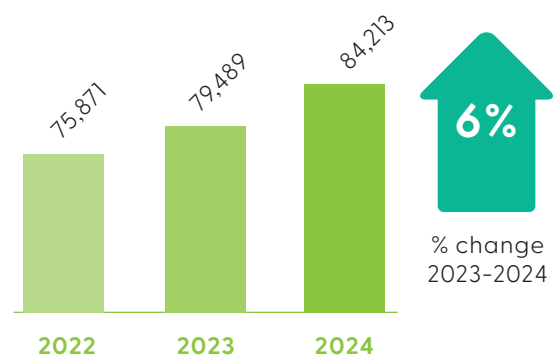
3 Prefer not to say

Registration Numbers Comparison

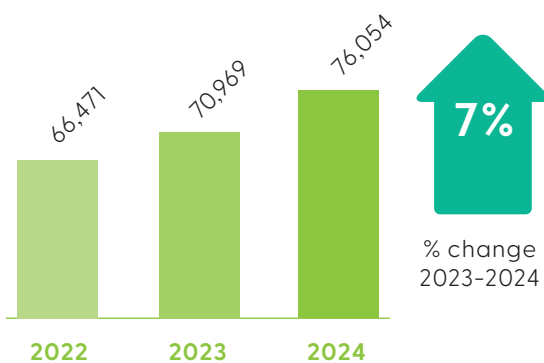
Registered



Practising



Patient-facing



New registrants*

*New registrants include Irish, EU and Non-EU qualified nurses and midwives.

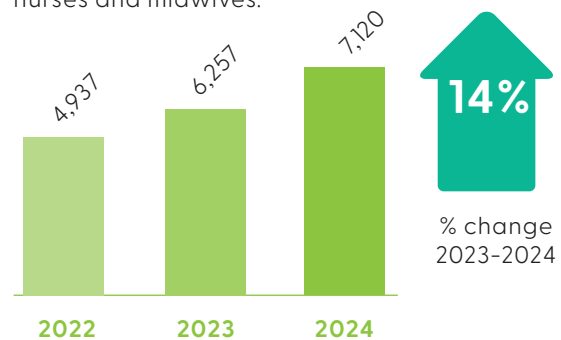


Figure 1: Top 20 nationalities on the NMBI Register

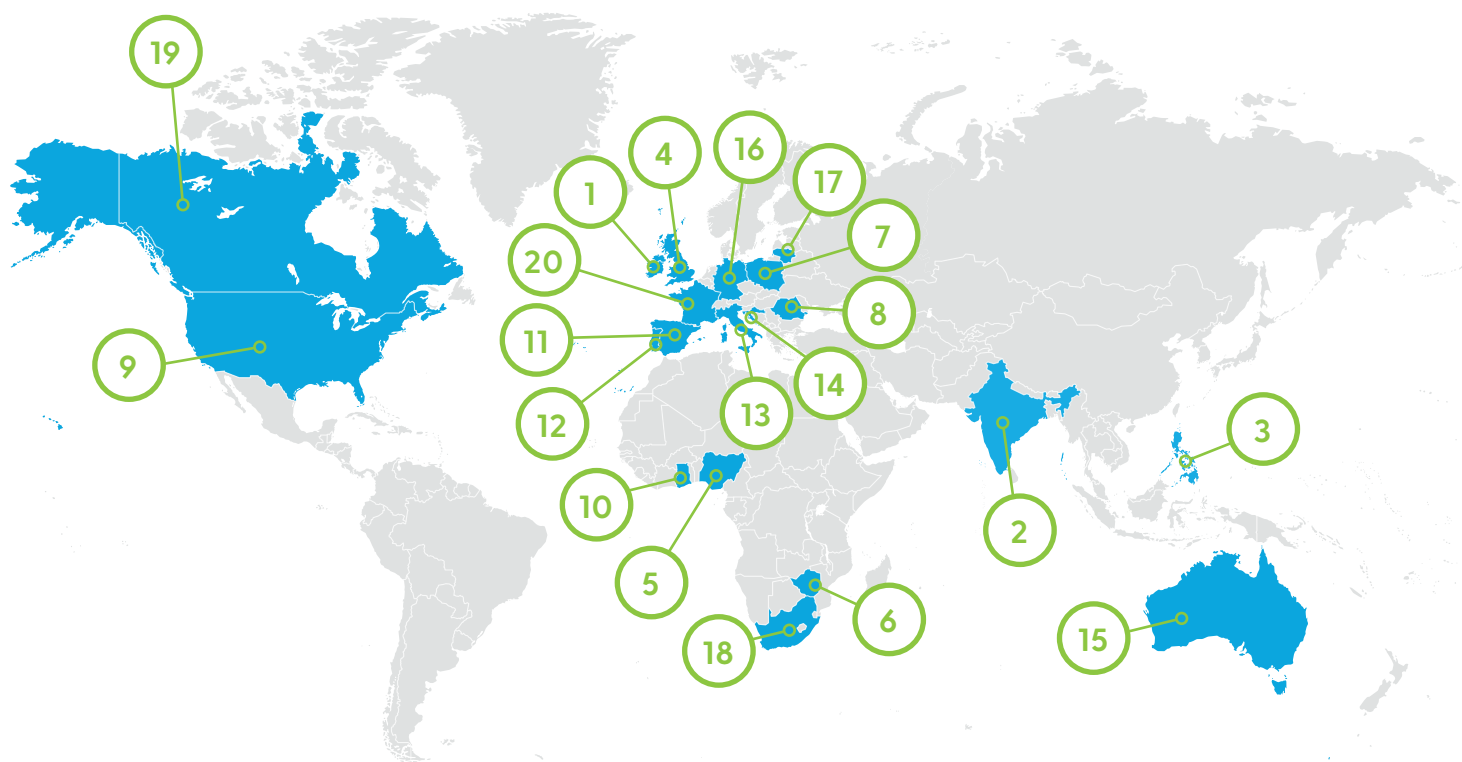


Table 1: Top 20 nationalities on the NMBI Register

	Country	Registered		Country	Registered
1	Ireland	54,067	11	Spain	317
2	India	18,464	12	Portugal	277
3	Philippines	7,040	13	Italy	264
4	United Kingdom	3,247	14	Croatia	225
5	Nigeria	910	15	Australia	179
6	Zimbabwe	810	16	Germany	156
7	Poland	675	17	Lithuania	140
8	Romania	642	18	South Africa	128
9	United States of America	348	19	Canada	77
10	Ghana	337	20	France	64

*There are 117 nationalities on the NMBI Register. Nationality is captured at the time of registration and it is the responsibility of the registrant to update NMBI of any changes.

Figure 2: Age distribution of all registered, practising and patient-facing registrants

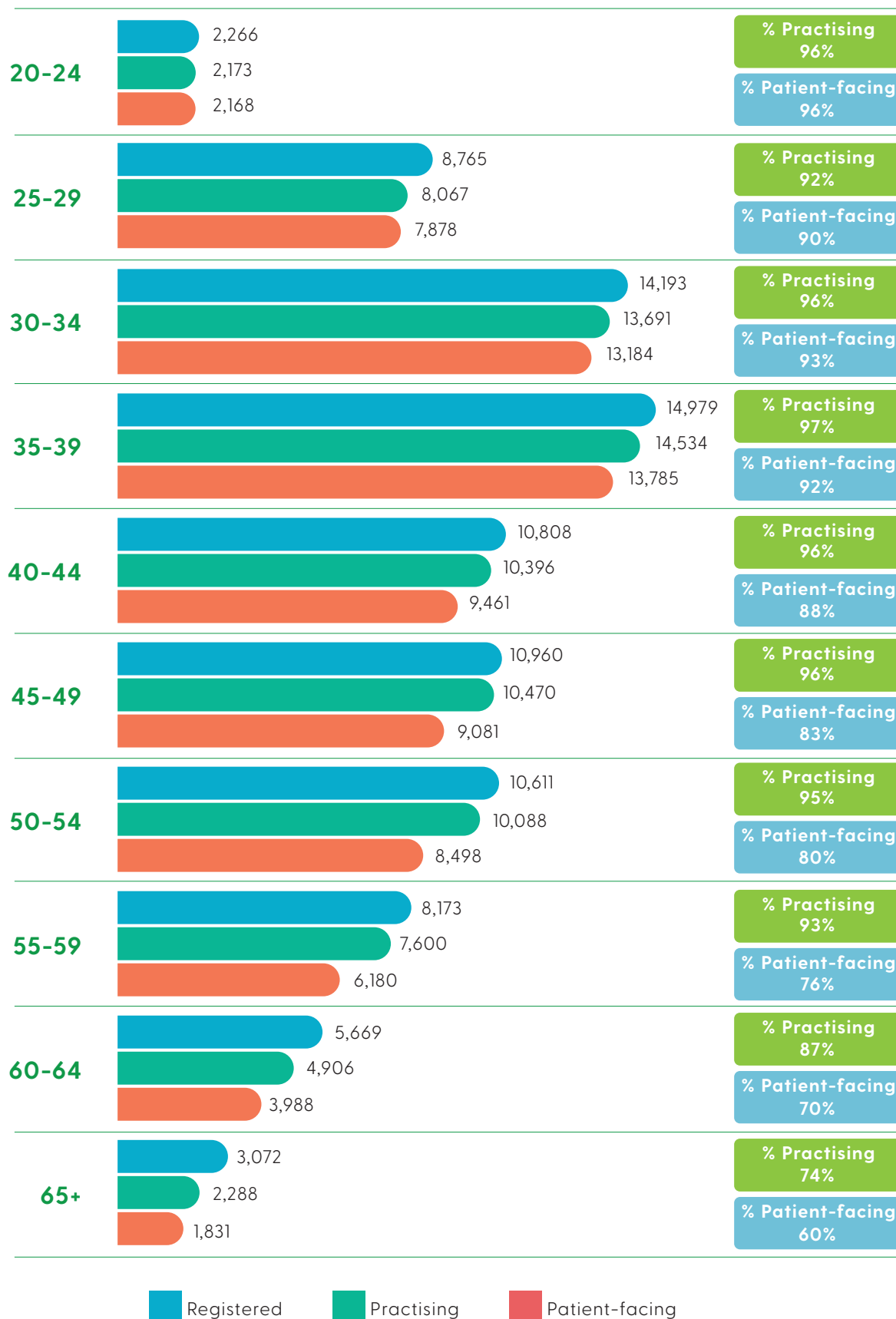


Figure 3: Geographical workplace of all registrants practising in Ireland

We do not have workplace information for 6,148 new registrants.
Additionally there are 2,739 practising abroad.

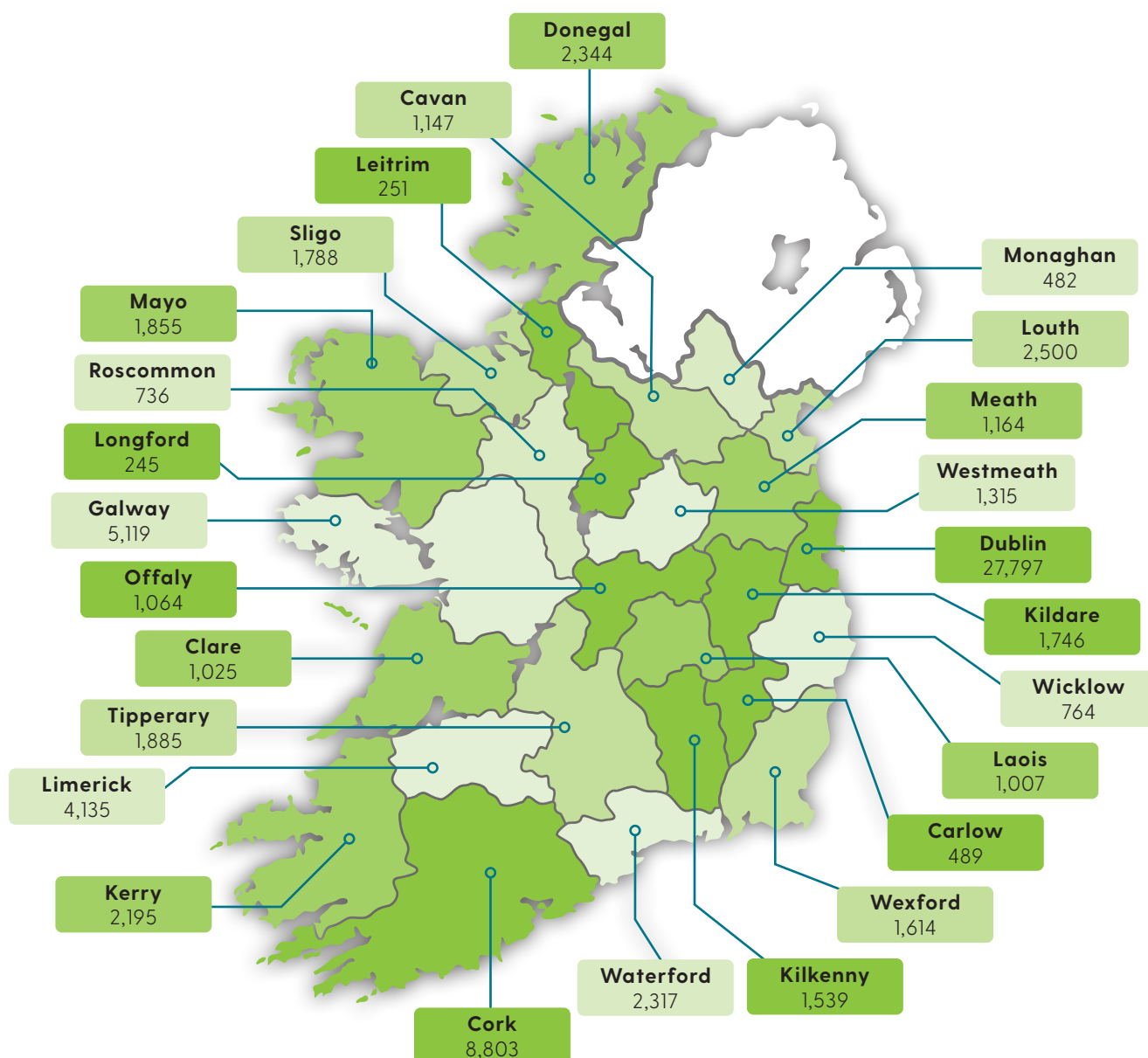


Table 2: Geographical distribution in Ireland of all practising registrants by county (2023 and 2024 net change)

County	Practising 2023	Practising 2024	Net change	% Net change
Carlow	471	489	18	4%
Cavan	1,103	1,147	44	4%
Clare	991	1,025	34	3%
Cork	8,457	8,803	346	4%
Donegal	2,202	2,344	142	6%
Dublin	26,237	27,797	1,560	6%
Galway	4,832	5,119	287	6%
Kerry	2,097	2,195	98	5%
Kildare	1,739	1,746	7	0.4%
Kilkenny	1,470	1,539	69	5%
Laois	969	1,007	38	4%
Leitrim	234	251	17	7%
Limerick	3,999	4,135	136	3%
Longford	250	245	-5	-2%
Louth	2,385	2,500	115	5%
Mayo	1,788	1,855	67	4%
Meath	1,098	1,164	66	6%
Monaghan	476	482	6	1%
Offaly	983	1,064	81	8%
Roscommon	705	736	31	4%
Sligo	1,748	1,788	40	2%
Tipperary	1,825	1,885	60	3%
Waterford	2,103	2,317	214	10%
Westmeath	1,258	1,315	57	5%
Wexford	1,547	1,614	67	4%
Wicklow	752	764	12	2%

Figure 4: Top 5 countries of all registrants practising abroad




Table 3: Breakdown of registered/practising/patient-facing by division

Division	Registered	Practising	Patient-facing	Newly registered in the division since June 2023
Advanced Midwife Practitioners	37	24	22	7
Advanced Nurse Practitioners	968	701	669	165
Children's Nurses	5,027	3,505	3,123	212
General Nurses	75,408	60,788	54,797	6,306
Intellectual Disability Nurses	5,157	4,054	3,393	158
Midwife Prescribers	105	46	43	22
Midwife Tutors	28	16	4	2
Midwives	9,047	4,633	4,011	287
Nurse Prescribers	2,580	1,600	1,508	380
Nurse Tutors	804	570	142	43
Psychiatric Nurses	9,324	7,604	6,743	513
Public Health Nurses	2,748	2,280	1,917	109
Total*	111,233	85,821	76,372	8,204

Table 4: Breakdown of registered by division (2023 and 2024 net change)

Division	Registered 2023	Registered 2024	Net Change	% Net Change
Advanced Midwife Practitioners	30	37	7	23%
Advanced Nurse Practitioners	809	968	159	20%
Children's Nurses	4,975	5,027	52	1%
General Nurses	71,239	75,408	4,169	6%
Intellectual Disability Nurses	5,169	5,157	-12	-0.2%
Midwife Prescribers	83	105	22	27%
Midwife Tutors	27	28	1	4%
Midwives	9,316	9,047	-269	-3%
Nurse Prescribers	2,221	2,580	359	16%
Nurse Tutors	787	804	17	2%
Psychiatric Nurses	9,211	9,324	113	1%
Public Health Nurses	2,721	2,748	27	1%
Total*	106,588	111,233	4,645	4%

* Please note that one nurse or midwife could be registered/practising/patient-facing in multiple divisions of the Register. Information on practising and patient-facing is self-declared during the annual renewal process.

First time registrants

Table 5: Number of new first time registrants

	2022	2023	2024
	# Registrants	# Registrants	# Registrants
Non-EU	3,021	4,542	5,426
Ireland	1,555	1,584	1,569
EU	361	131	125
Total	4,937	6,257	7,120

All figures above are from 1 June to 31 May

Figure 5: Age distribution of new EU and Non-EU registrants

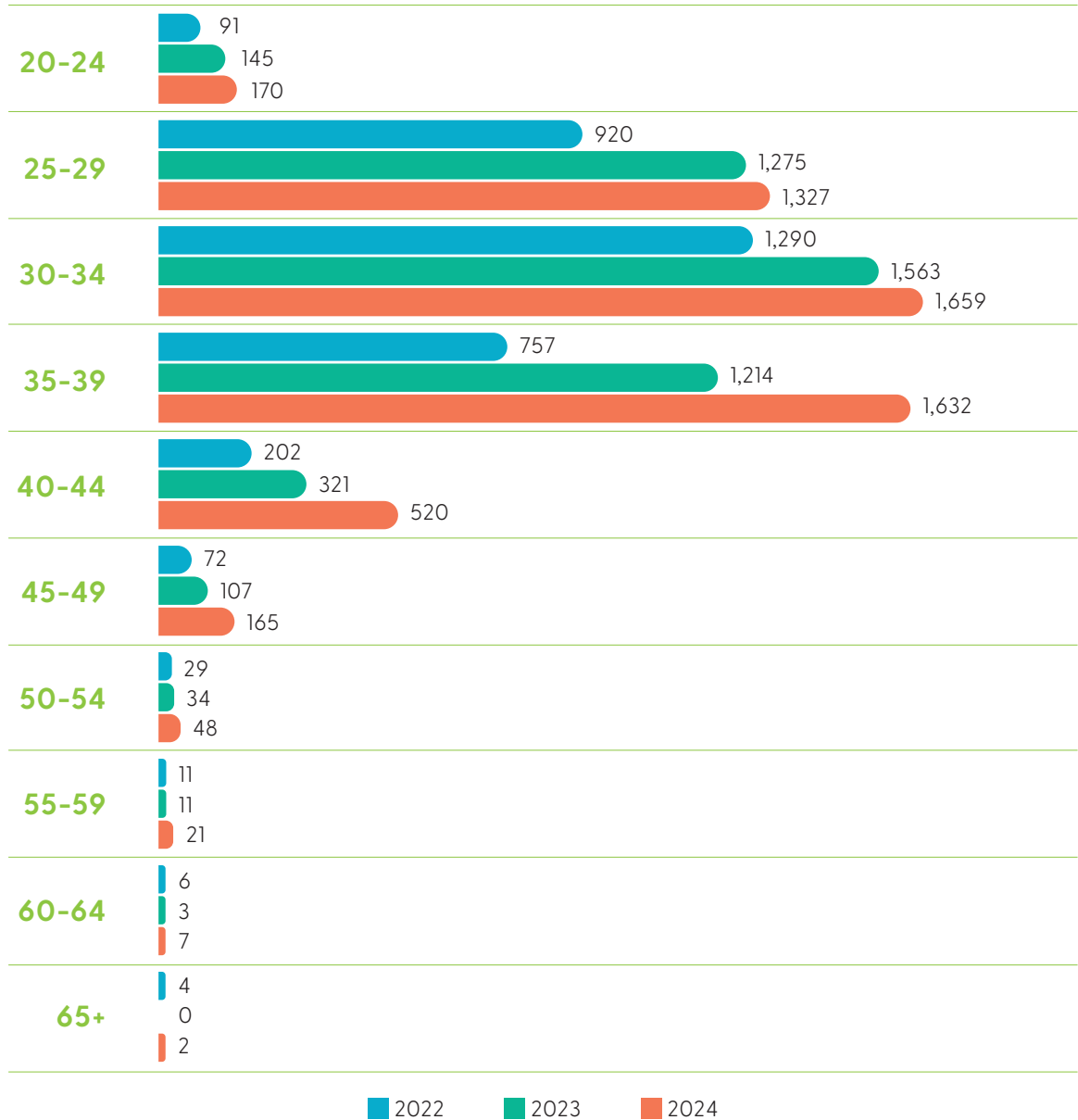


Figure 6: Top 5 countries of education of new registrants


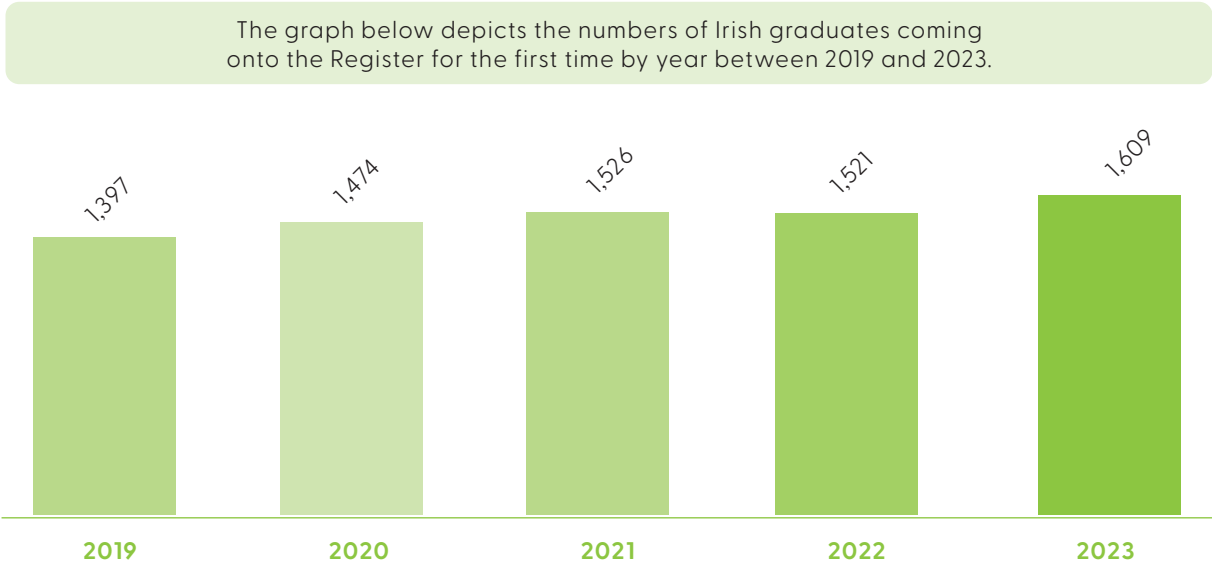


Figure 7: Irish educated registration rates (2019-2023)



Figures above are from 1 January to 31 December



Nursing Register

General, Children's,
Psychiatric and Intellectual
Disability Nursing Divisions

Nursing Registrations Overview

As of 1 June 2024, there are

87,813

nurses holding **94,916** registrations across the four divisions of General, Children's, Psychiatric and Intellectual Disability nursing.

Please note that one nurse could be registered/practising/patient-facing in multiple divisions of the Register.
Information on practising and patient-facing is self-declared during the annual renewal process.

73,897

individuals practising
in the divisions

66,306

individuals patient-facing
in the divisions



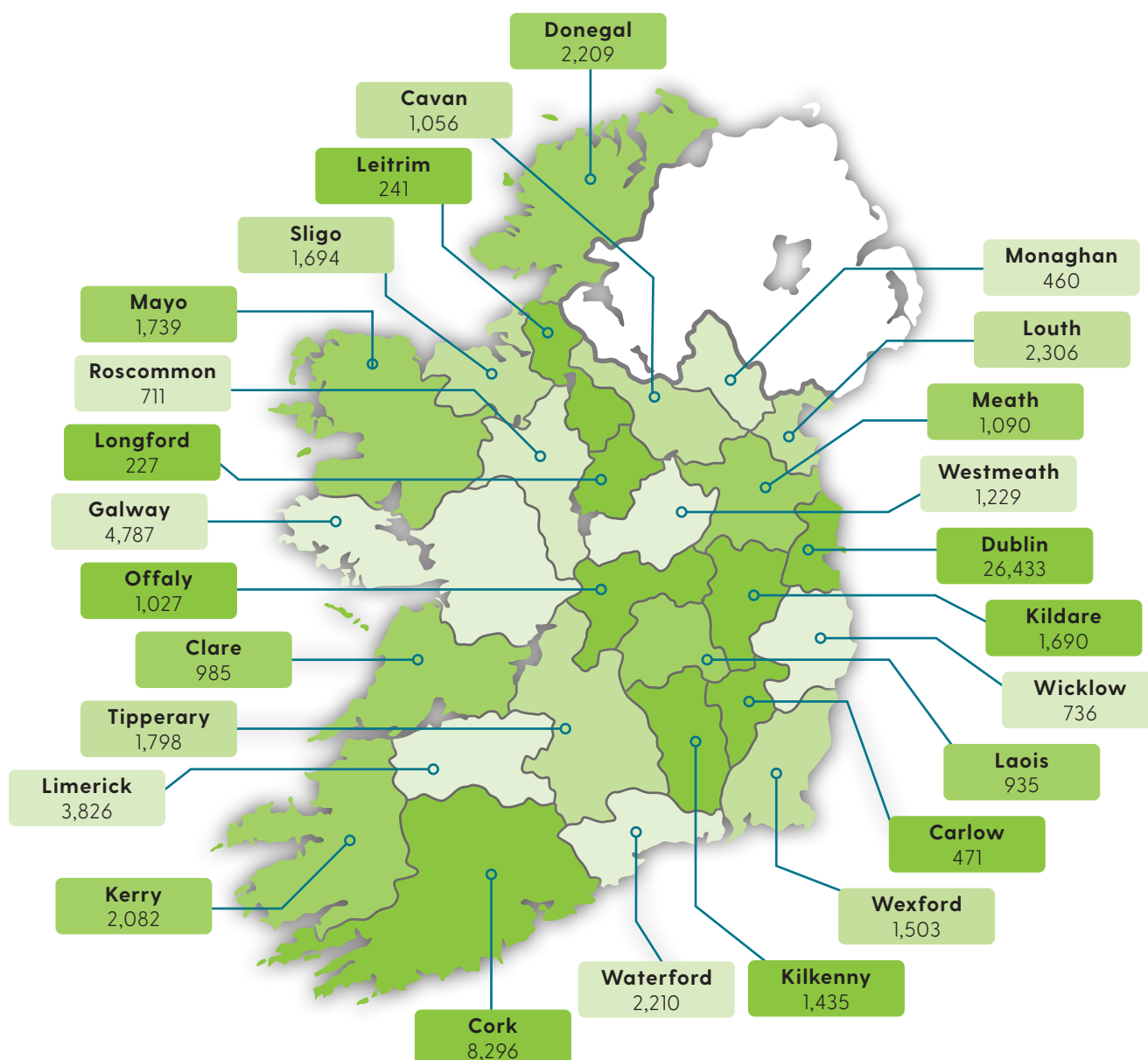
Table 6: Geographical distribution in Ireland of individual nurses practising in the General, Children's, Psychiatric and Intellectual Disability Nursing divisions by county (2023 and 2024 net change)

County	Nurses practising 2023	Nurses practising 2024	Net change	% Net change
Carlow	454	471	17	4%
Cavan	1,010	1,056	46	5%
Clare	952	985	33	3%
Cork	7,961	8,296	335	4%
Donegal	2,075	2,209	134	6%
Dublin	24,921	26,433	1,512	6%
Galway	4,526	4,787	261	6%
Kerry	1,994	2,082	88	4%
Kildare	1,690	1,690	0	0%
Kilkenny	1,369	1,435	66	5%
Laois	898	935	37	4%
Leitrim	226	241	15	7%
Limerick	3,699	3,826	127	3%
Longford	233	227	-6	-3%
Louth	2,191	2,306	115	5%
Mayo	1,686	1,739	53	3%
Meath	1,032	1,090	58	6%
Monaghan	453	460	7	2%
Offaly	950	1,027	77	8%
Roscommon	680	711	31	5%
Sligo	1,645	1,694	49	3%
Tipperary	1,743	1,798	55	3%
Waterford	2,000	2,210	210	11%
Westmeath	1,177	1,229	52	4%
Wexford	1,440	1,503	63	4%
Wicklow	722	736	14	2%
Total	67,727	71,176*	3,449	5%

* Additionally, there are 2,721 individuals working abroad.

Figure 8: Geographical distribution in Ireland of individual nurses practising in the General, Children's, Psychiatric and Intellectual Disability Nursing divisions

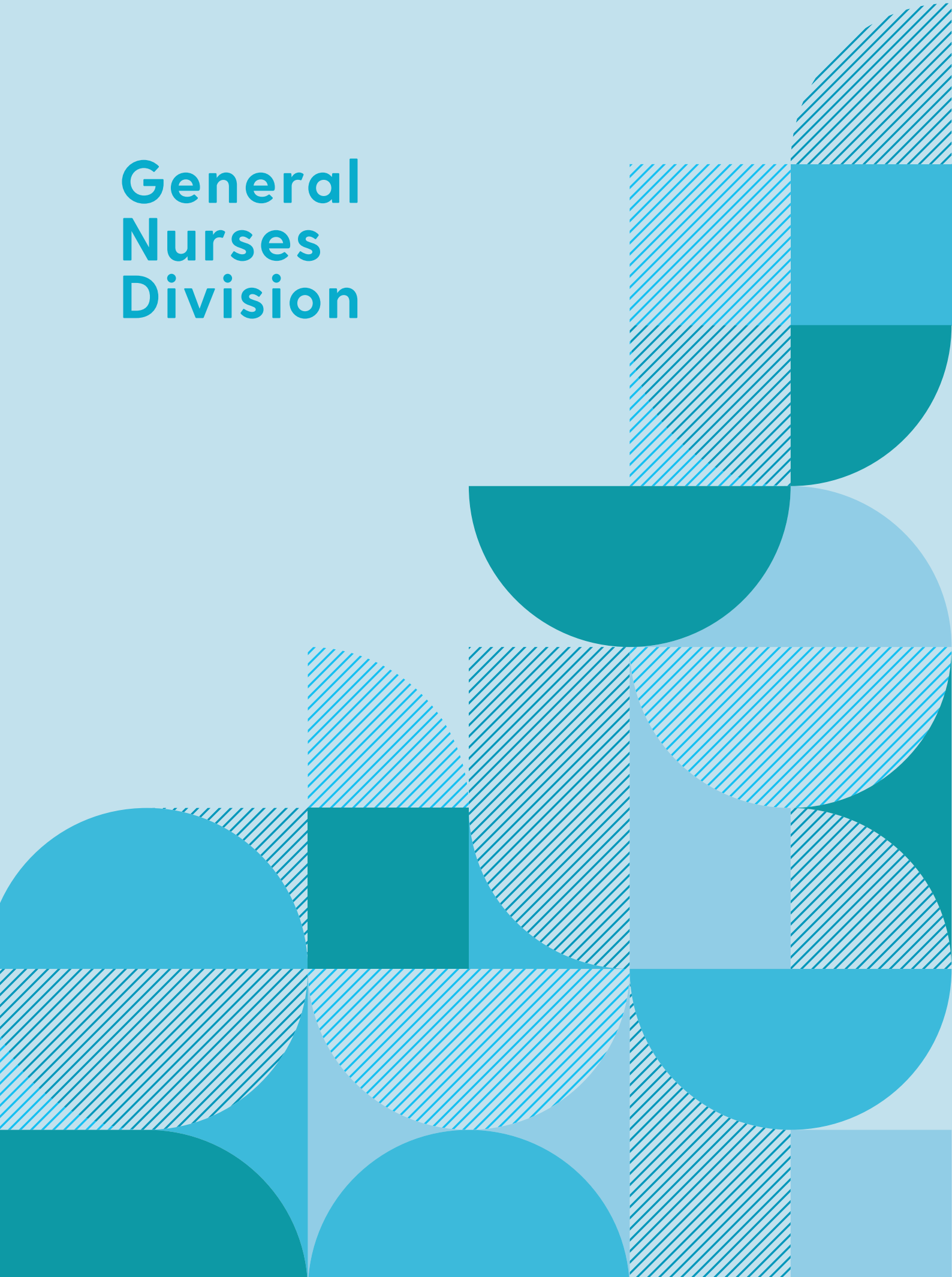
There are 2,721 practising individuals working abroad.





Nursing Divisions

General Nurses Division



General Nurses Division Information

As of 1 June 2024 there are **75,408** registered in this division

60,788

Practising
Of the new or restored
registrants there are

5,637

that we do not
have practising
information on.

8,983

Not
practising

6,306

New
registrants

54,797

Patient-facing
registrants

This will be higher as we do not have
information on all new registrants

Gender
breakdown
(of those practising)

55,197 Female

5,588 Male

3 Prefer not
to say



General Nurses Division Comparison

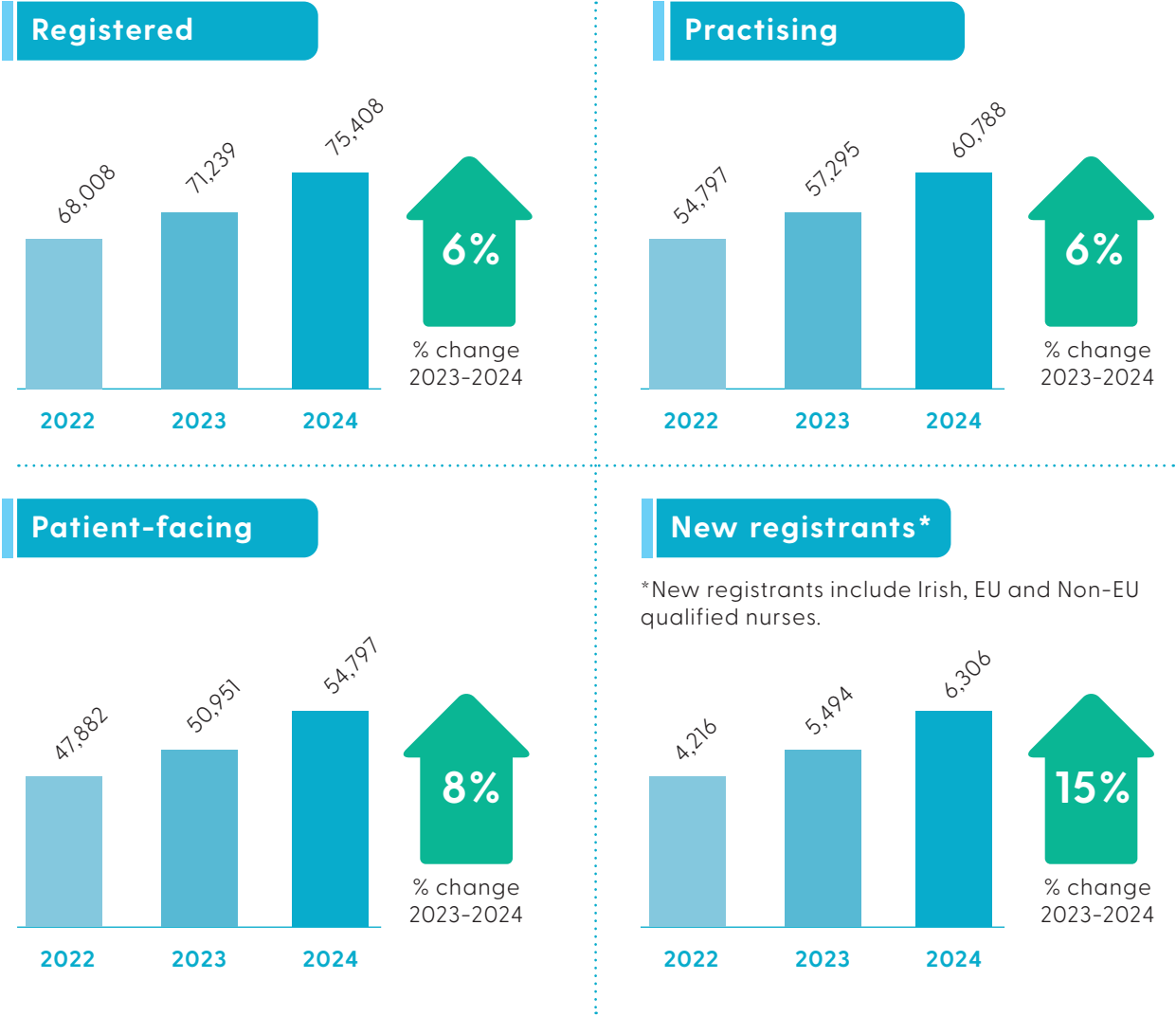


Figure 9: Age distribution of General Nurses division

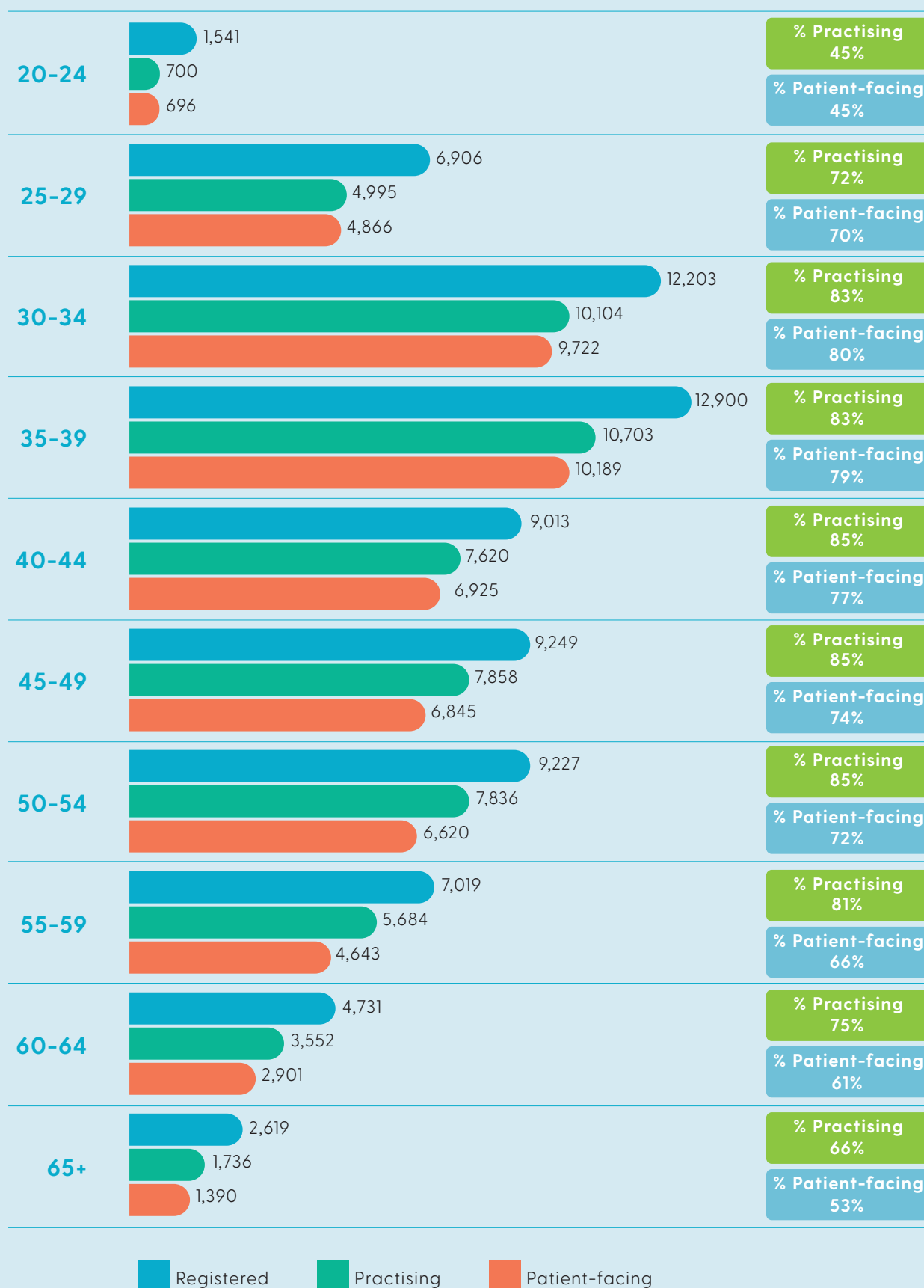
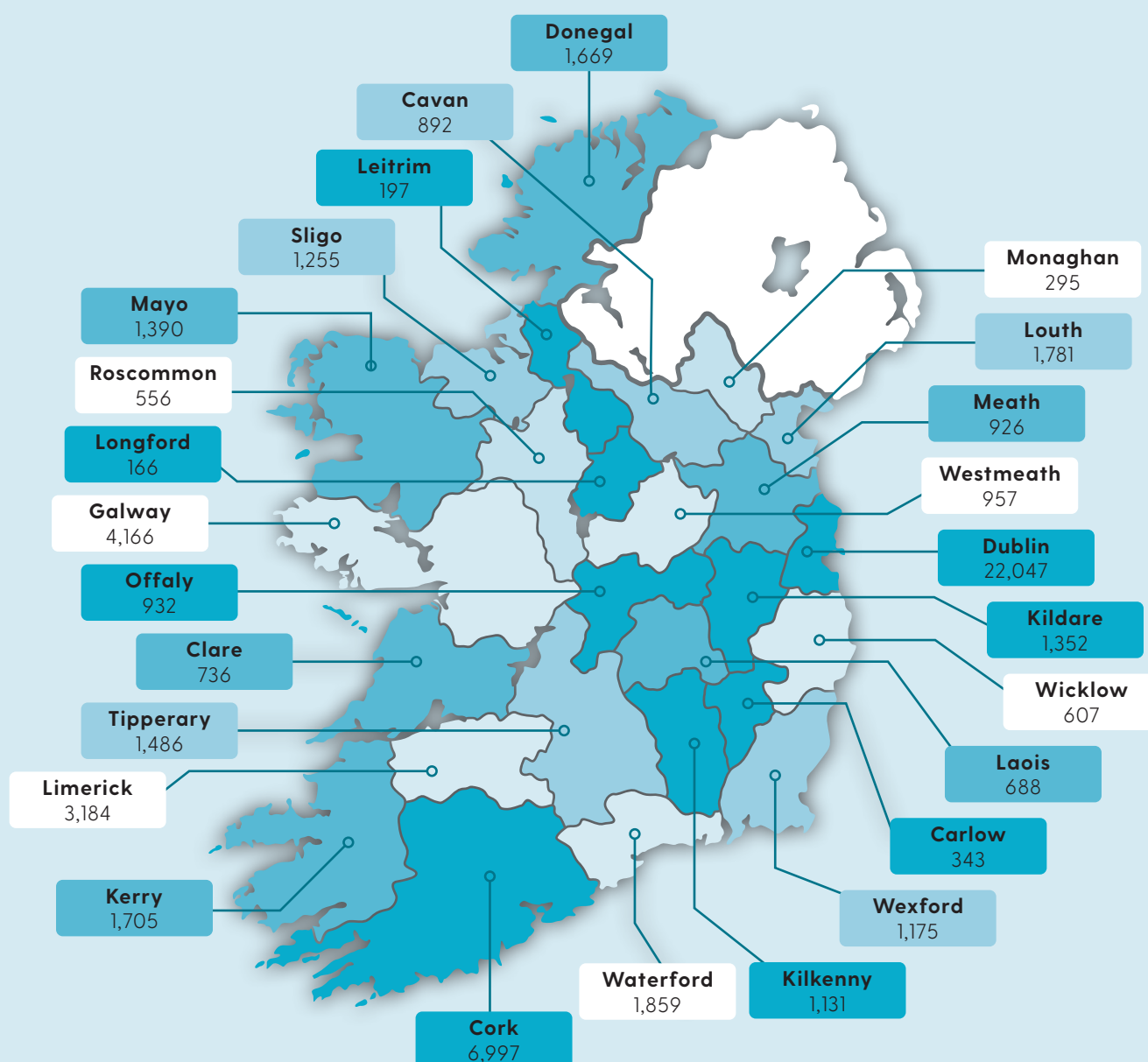


Figure 10: Geographical distribution in Ireland of practising General Nurses

We do not have workplace information for 81 practising registrants.
There are 2,215 practising General Nurses working abroad.



Note: There are 5,637 new or restored registrants who have not provided practising and workplace information.

Table 7: Geographical distribution in Ireland of practising General Nurses by county (2023 and 2024 net change)

County	Practising 2023	Practising 2024	Net change	% Net change
Carlow	327	343	16	5%
Cavan	851	892	41	5%
Clare	696	736	40	6%
Cork	6,675	6,997	322	5%
Donegal	1,543	1,669	126	8%
Dublin	20,565	22,047	1,482	7%
Galway	3,899	4,166	267	7%
Kerry	1,633	1,705	72	4%
Kildare	1,346	1,352	6	0.4 %
Kilkenny	1,075	1,131	56	5%
Laois	649	688	39	6%
Leitrim	177	197	20	11%
Limerick	3,081	3,184	103	3%
Longford	171	166	-5	-3%
Louth	1,678	1,781	103	6%
Mayo	1,341	1,390	49	4%
Meath	875	926	51	6%
Monaghan	285	295	10	4%
Offaly	853	932	79	9%
Roscommon	523	556	33	6%
Sligo	1,209	1,255	46	4%
Tipperary	1,430	1,486	56	4%
Waterford	1,663	1,859	196	12%
Westmeath	902	957	55	6%
Wexford	1,119	1,175	56	5%
Wicklow	594	607	13	2%

Children's Nurses Division



Children's Nurses Division Information

As of 1 June 2024 there are

5,027

registered in this division

3,505

Practising
Of the new or restored
registrants there are

196

that we do not
have practising
information on.

1,326

Not
practising

212

New
registrants

3,123

Patient-facing
registrants

Gender
breakdown
(of those practising)

3,419 Female

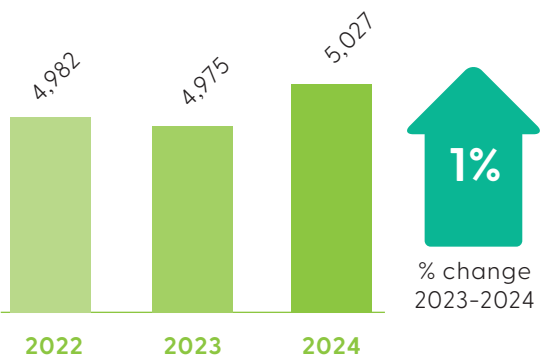
86 Male

This will be higher as we do not have
information on all new registrants

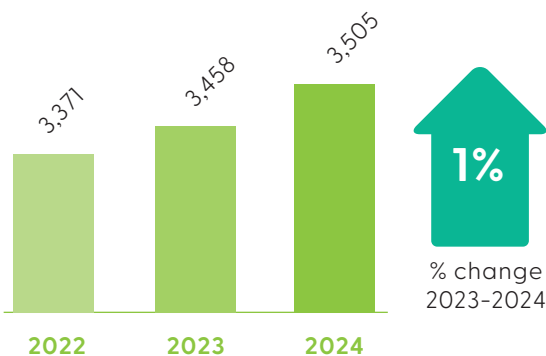


Children’s Nurses Division Comparison

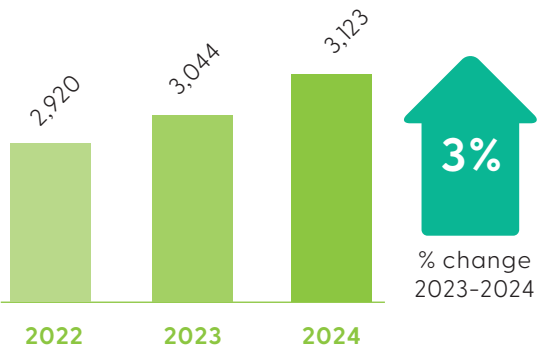
Registered



Practising



Patient-facing



New registrants*

*New registrants include Irish, EU and Non-EU qualified nurses.

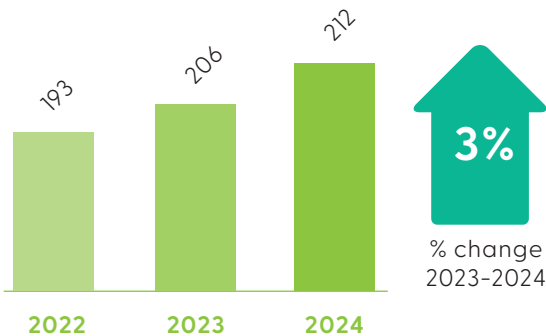


Figure 11: Age distribution of Children's Nurses division

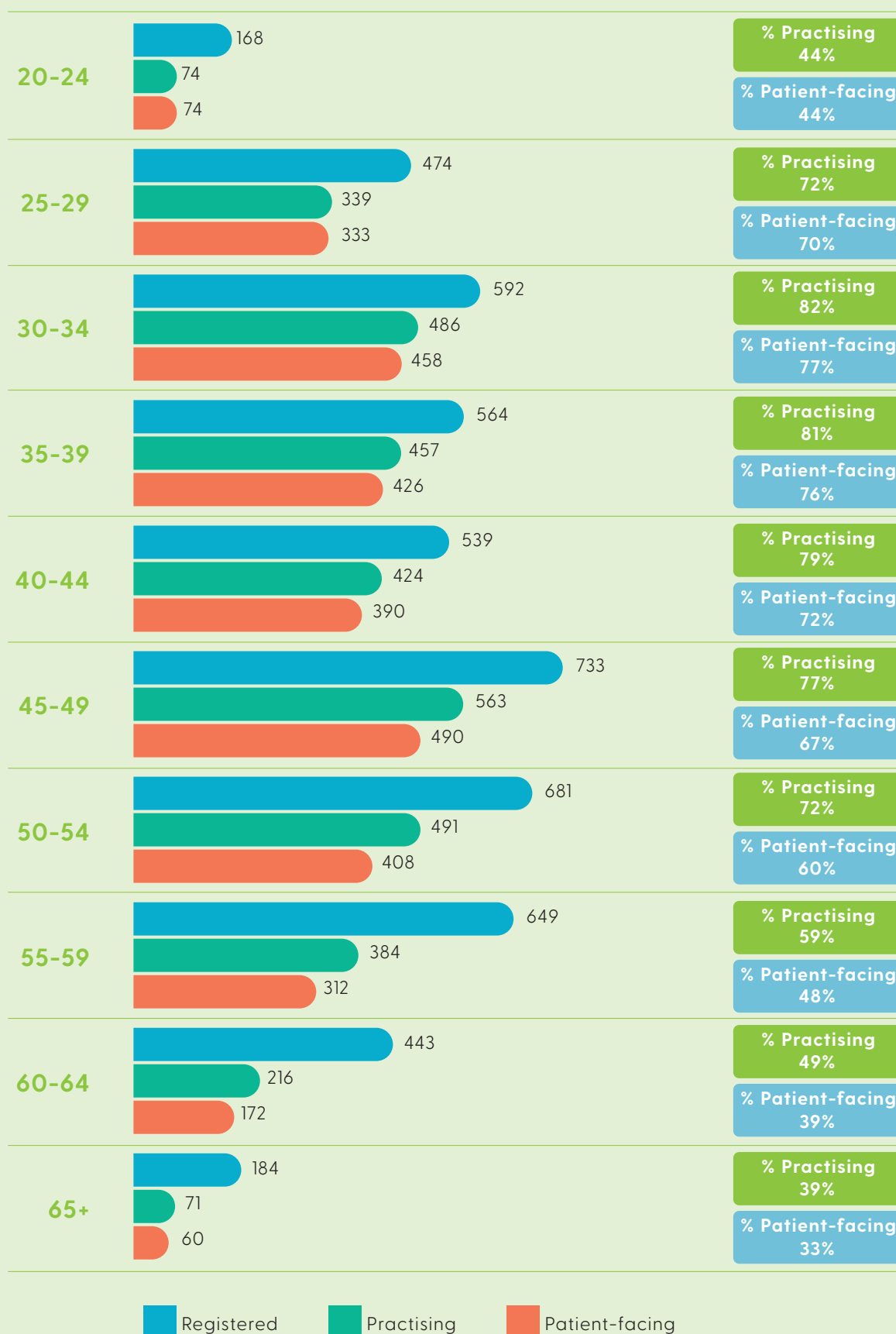
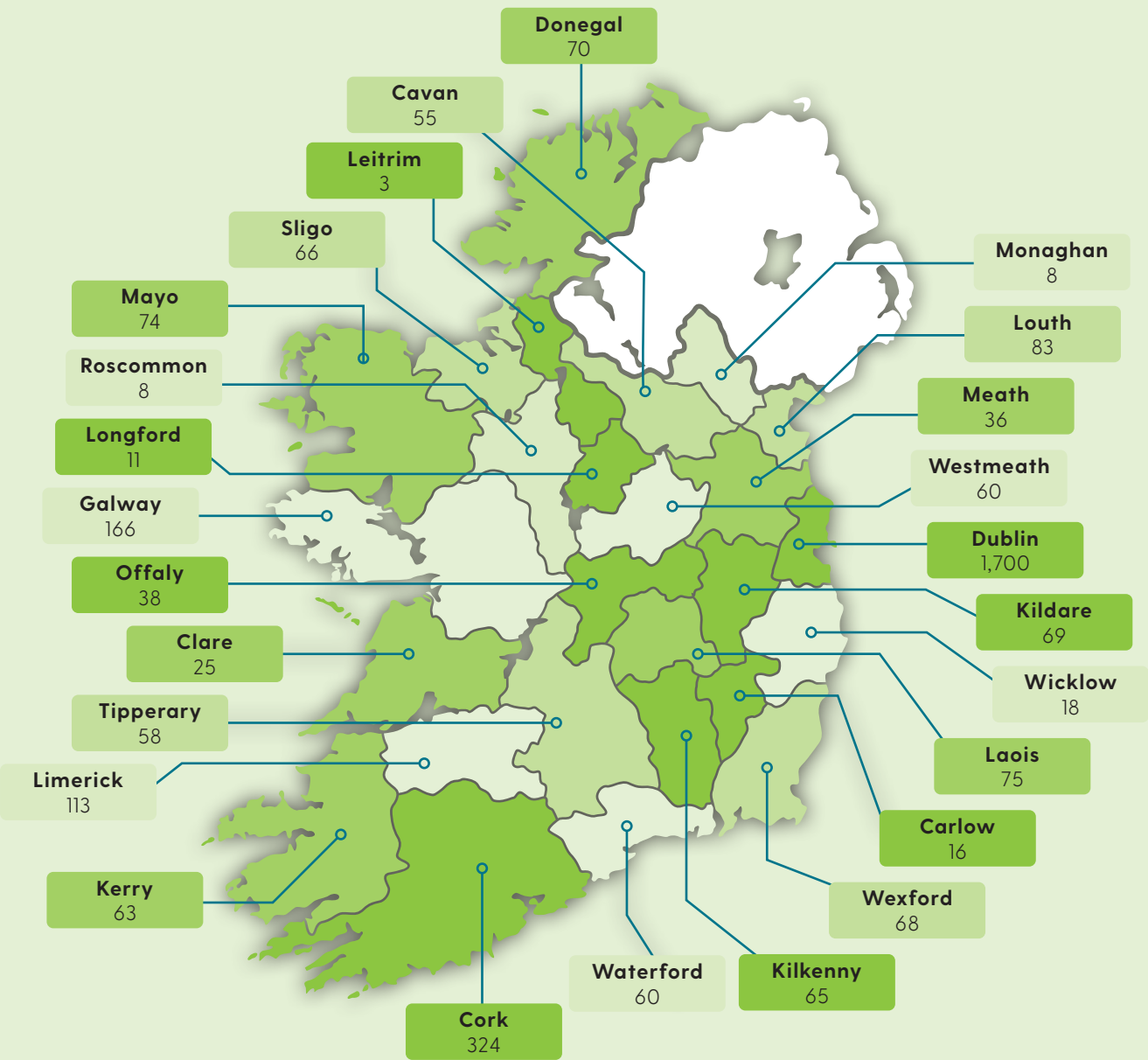


Figure 12: Geographical distribution in Ireland of practising Children’s Nurses

We do not have workplace information for 5 practising registrants.
There are 168 practising Children’s Nurses working abroad.

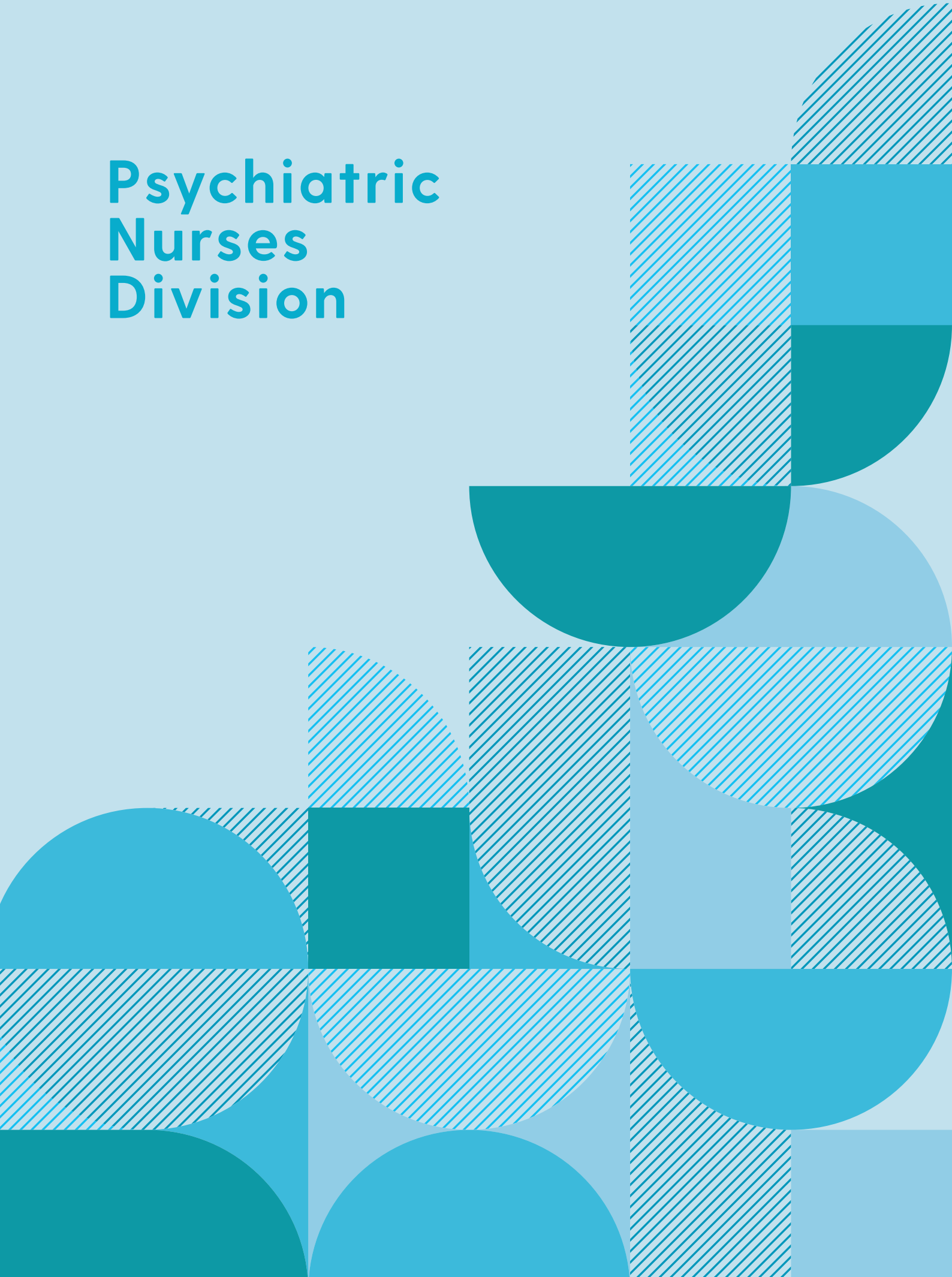


Note: There are 196 new or restored registrants who have not provided practising and workplace information.

Table 8: Geographical distribution in Ireland of practising Children's Nurses by county (2023 and 2024 net change)

County	Practising 2023	Practising 2024	Net change	% Net change
Carlow	14	16	2	14%
Cavan	55	55	0	0%
Clare	27	25	-2	-7%
Cork	300	324	24	8%
Donegal	68	70	2	3%
Dublin	1,681	1,700	19	1%
Galway	165	166	1	1%
Kerry	60	63	3	5%
Kildare	64	69	5	8%
Kilkenny	64	65	1	2%
Laois	78	75	-3	-4%
Leitrim	4	3	-1	-25%
Limerick	112	113	1	1%
Longford	10	11	1	10%
Louth	89	83	-6	-7%
Mayo	71	74	3	4%
Meath	31	36	5	16%
Monaghan	8	8	0	0%
Offaly	38	38	0	0%
Roscommon	8	8	0	0%
Sligo	65	66	1	2%
Tipperary	56	58	2	4%
Waterford	62	60	-2	-3%
Westmeath	63	60	-3	-5%
Wexford	68	68	0	0%
Wicklow	19	18	-1	-5%

Psychiatric Nurses Division



Psychiatric Nurses Division Information

As of 1 June 2024 there are **9,324** registered in this division

7,604

Practising
Of the new or restored
registrants there are

486

that we do not
have practising
information on.

1,234

Not
practising

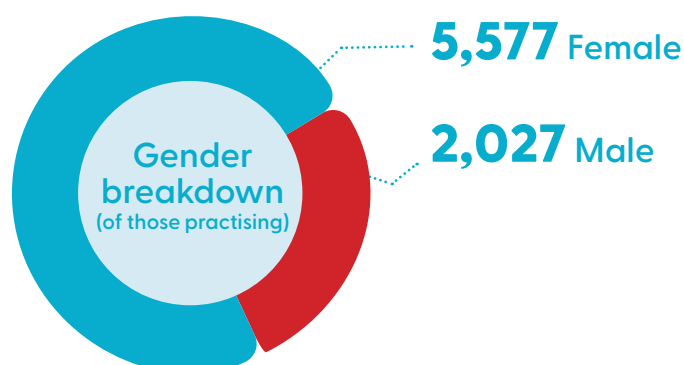
513

New
registrants

6,743

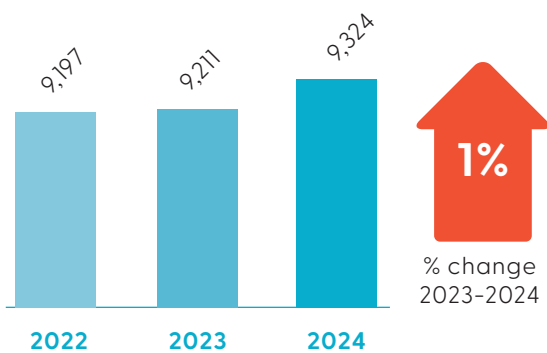
Patient-facing
registrants

This will be higher as we do not have
information on all new registrants

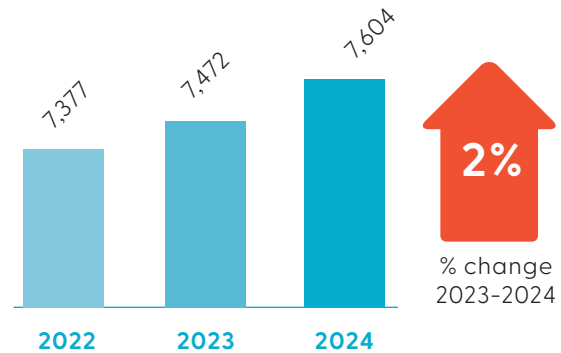


Psychiatric Nurses Division Comparison

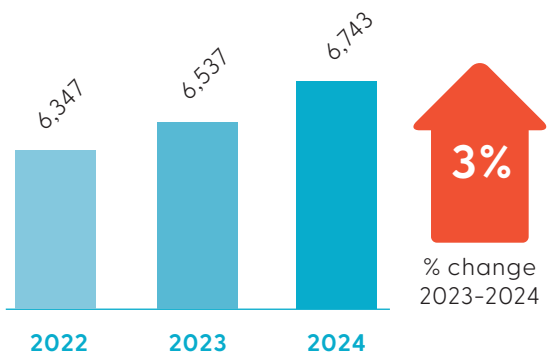
Registered



Practising



Patient-facing



New registrants*

*New registrants include Irish, EU and Non-EU qualified nurses.

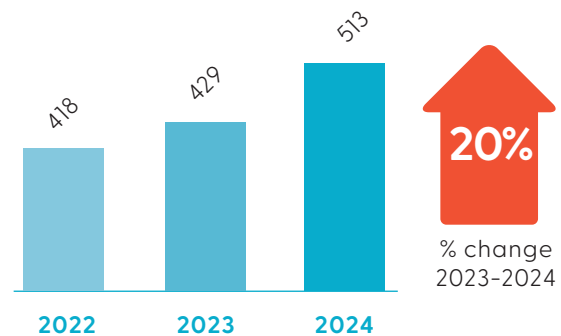


Figure 13: Age distribution of Psychiatric Nurses division

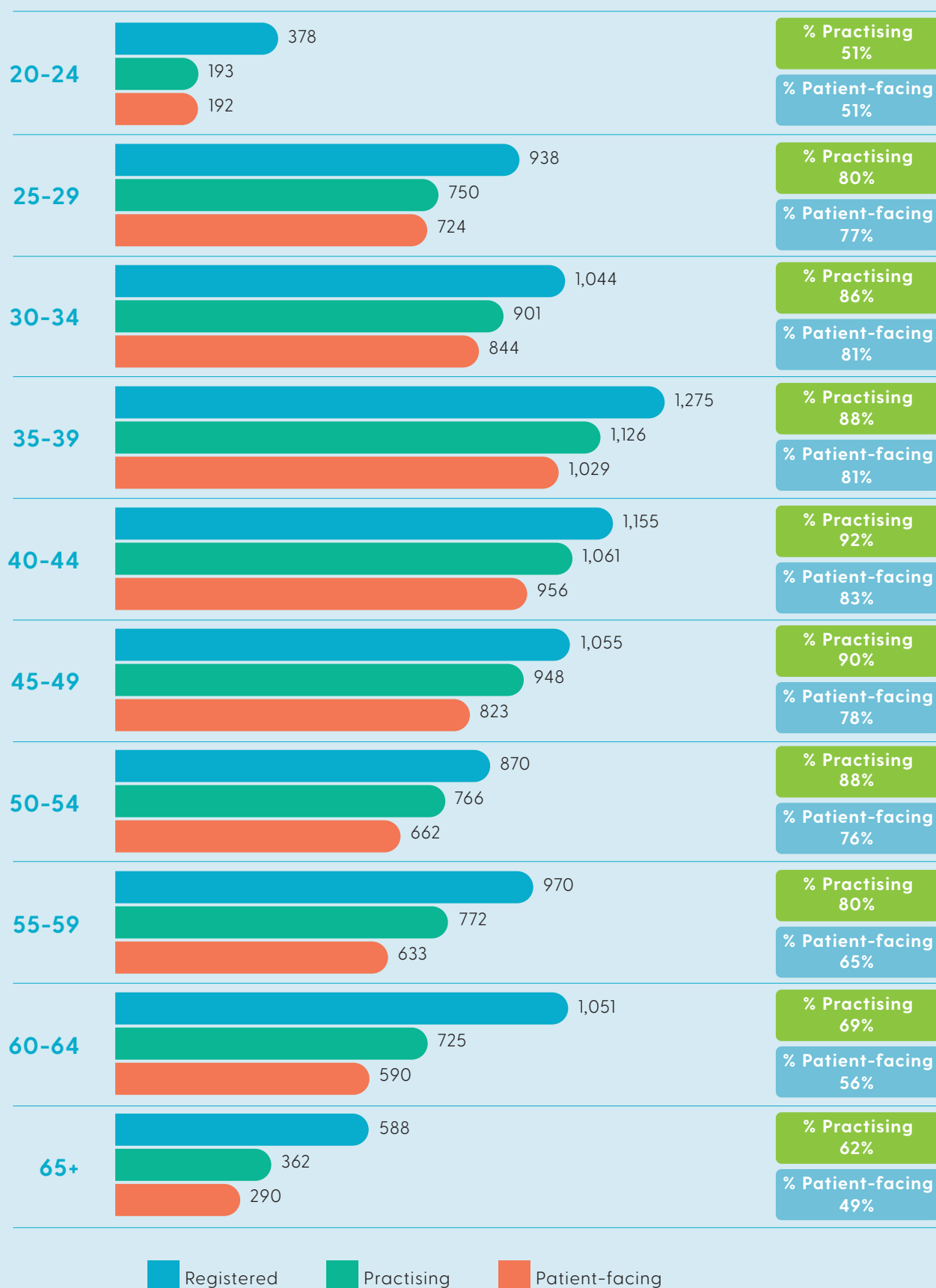
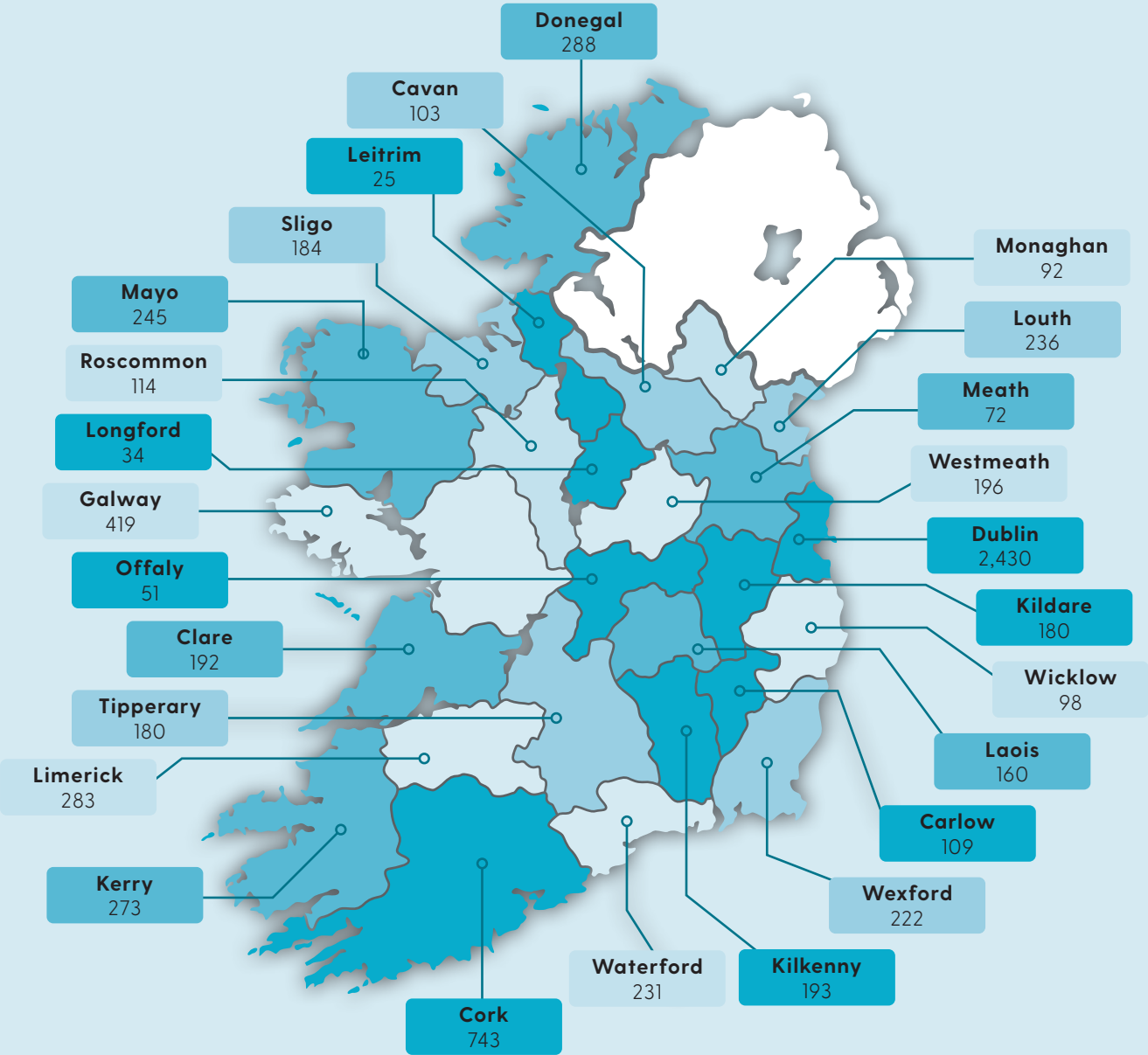


Figure 14: Geographical distribution in Ireland of practising Psychiatric Nurses

We do not have workplace information for 23 practising registrants.
There are 228 practising Psychiatric Nurses working abroad.




Note: There are 486 new or restored registrants who have not provided practising and workplace information.

Table 9: Geographical distribution in Ireland of practising Psychiatric Nurses by county (2023 and 2024 net change)

County	Practising 2023	Practising 2024	Net change	% Net change
Carlow	105	109	4	4%
Cavan	98	103	5	5%
Clare	199	192	-7	-4%
Cork	724	743	19	3%
Donegal	283	288	5	2%
Dublin	2,398	2,430	32	1%
Galway	425	419	-6	-1%
Kerry	260	273	13	5%
Kildare	182	180	-2	-1%
Kilkenny	185	193	8	4%
Laois	168	160	-8	-5%
Leitrim	27	25	-2	-7%
Limerick	268	283	15	6%
Longford	34	34	0	0%
Louth	225	236	11	5%
Mayo	242	245	3	1%
Meath	68	72	4	6%
Monaghan	96	92	-4	-4%
Offaly	50	51	1	2%
Roscommon	115	114	-1	-1%
Sligo	181	184	3	2%
Tipperary	183	180	-3	-2%
Waterford	220	231	11	5%
Westmeath	195	196	1	1%
Wexford	219	222	3	1%
Wicklow	98	98	0	0%

Intellectual Disability Nurses Division



Intellectual Disability Nurses Division Information

As of 1 June 2024 there are **5,157** registered in this division

4,054

Practising
Of the new or restored
registrants there are

161

that we do not
have practising
information on.

942

Not
practising

158

New
registrants

3,393

Patient-facing
registrants

This will be higher as we do not have
information on all new registrants

Gender
breakdown
(of those practising)

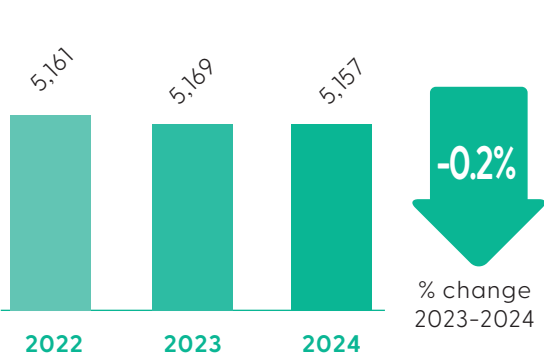
3,669 Female

385 Male

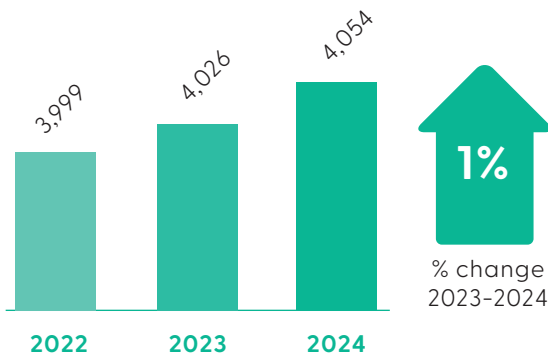


Intellectual Disability Nurses Division Comparison

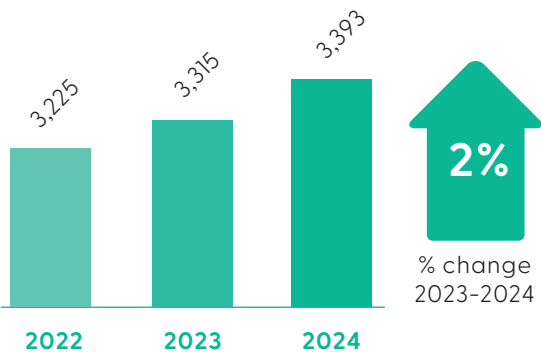
Registered



Practising



Patient-facing



New registrants*

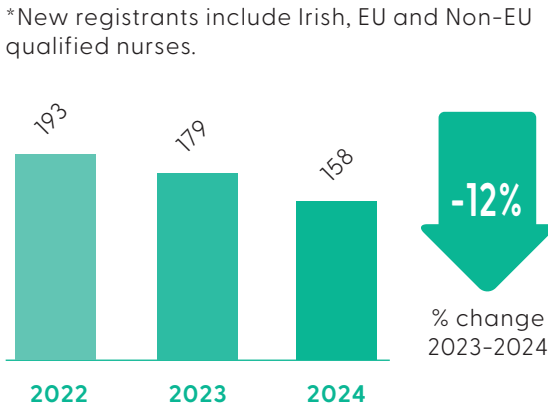


Figure 15: Age distribution of Intellectual Disability Nurses division

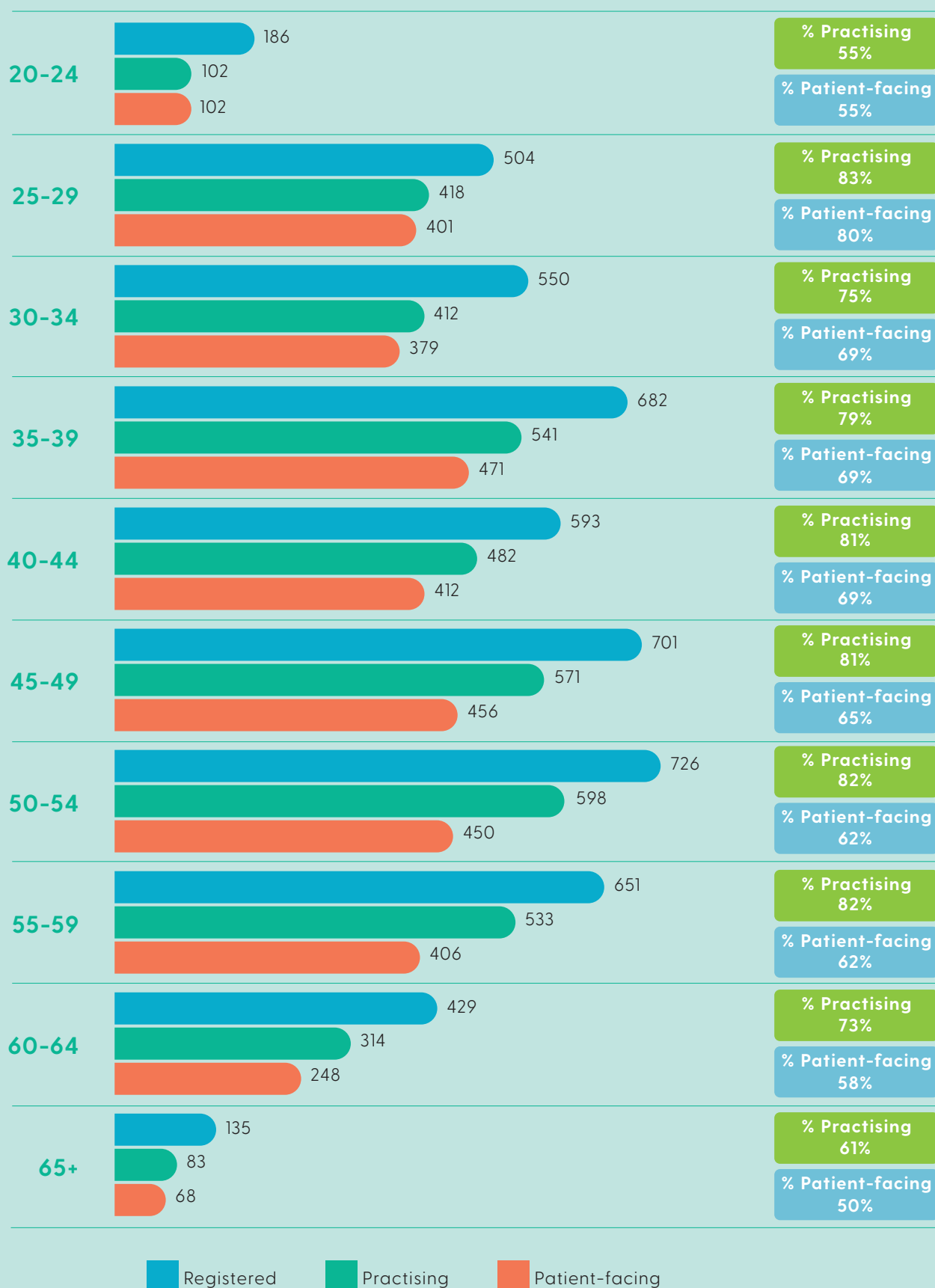
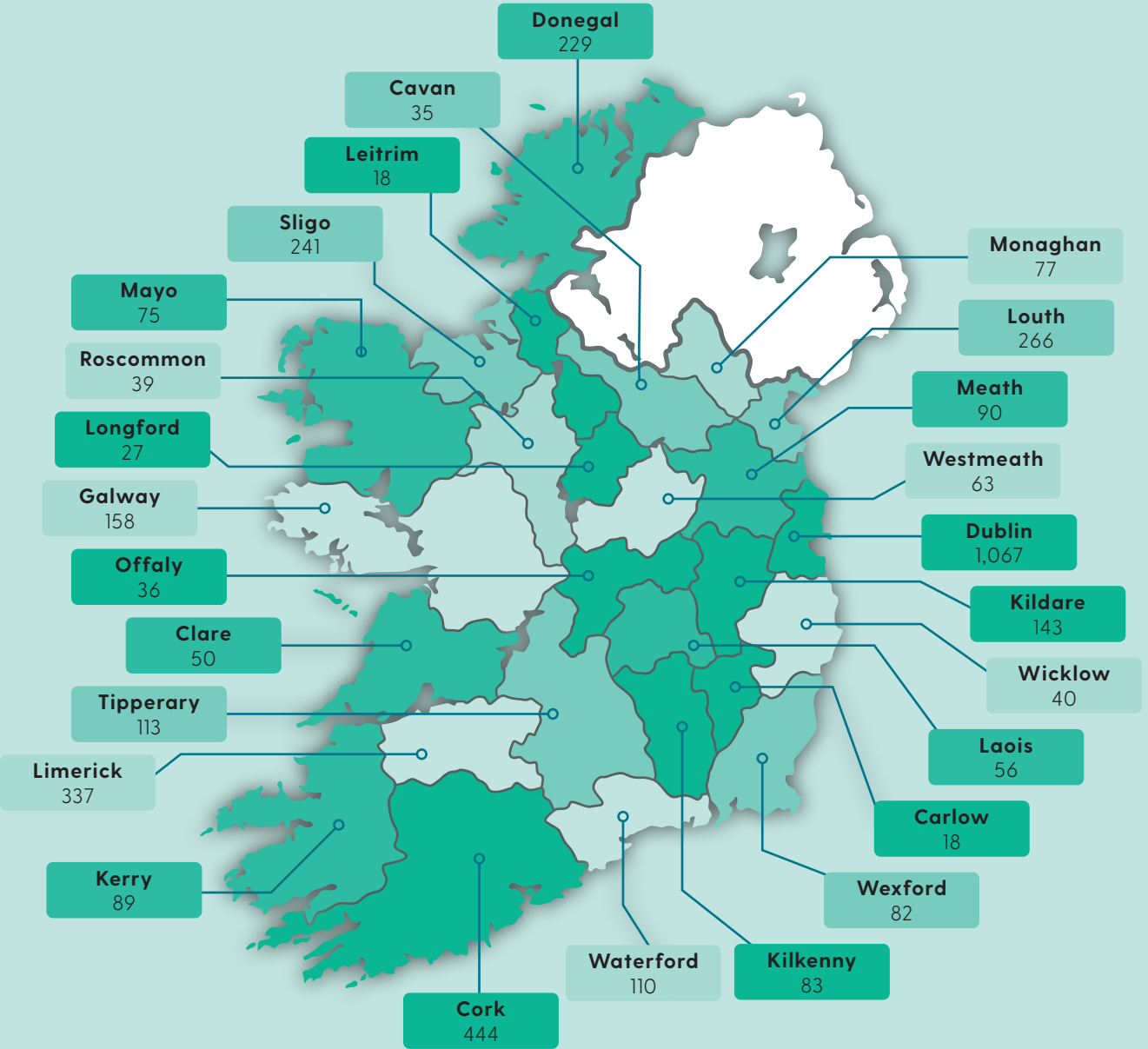


Figure 16: Geographical distribution in Ireland of practising Intellectual Disability Nurses

We do not have workplace information for 8 practising registrants. There are 60 practising Intellectual Disability Nurses working abroad.



Note: There are 161 new or restored registrants who have not provided practising and workplace information.

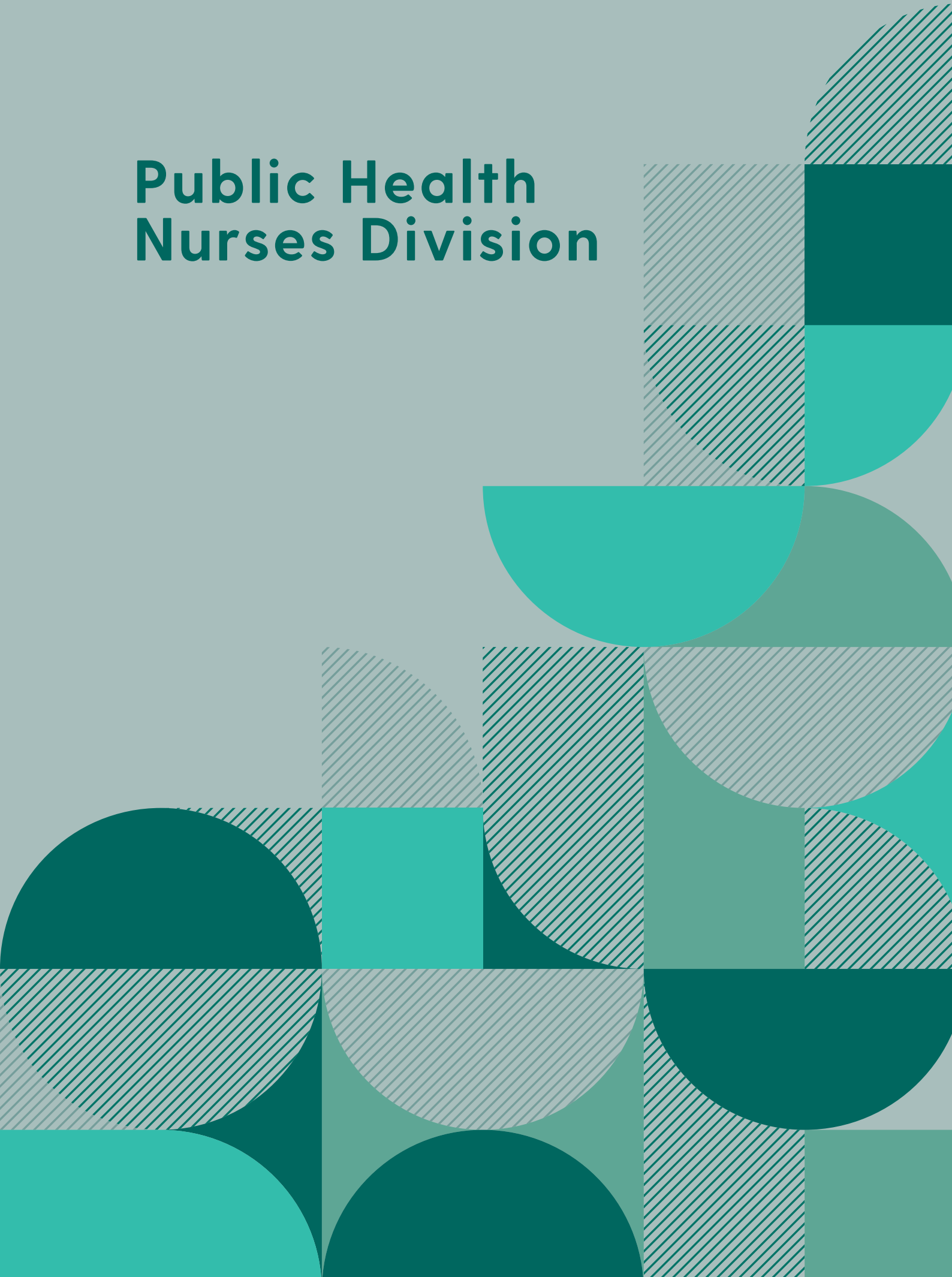
Table 10: Geographical distribution in Ireland of practising Intellectual Disability Nurses by county (2023 and 2024 net change)

County	Practising 2023	Practising 2024	Net change	% Net change
Carlow	21	18	-3	-14%
Cavan	33	35	2	6%
Clare	49	50	1	2%
Cork	454	444	-10	-2%
Donegal	225	229	4	2%
Dublin	1,040	1,067	27	3%
Galway	158	158	0	0%
Kerry	90	89	-1	-1%
Kildare	149	143	-6	-4%
Kilkenny	80	83	3	4%
Laois	48	56	8	17%
Leitrim	20	18	-2	-10%
Limerick	324	337	13	4%
Longford	28	27	-1	-4%
Louth	260	266	6	2%
Mayo	78	75	-3	-4%
Meath	88	90	2	2%
Monaghan	78	77	-1	-1%
Offaly	39	36	-3	-8%
Roscommon	38	39	1	3%
Sligo	244	241	-3	-1%
Tipperary	116	113	-3	-3%
Waterford	106	110	4	4%
Westmeath	68	63	-5	-7%
Wexford	78	82	4	5%
Wicklow	41	40	-1	-2%



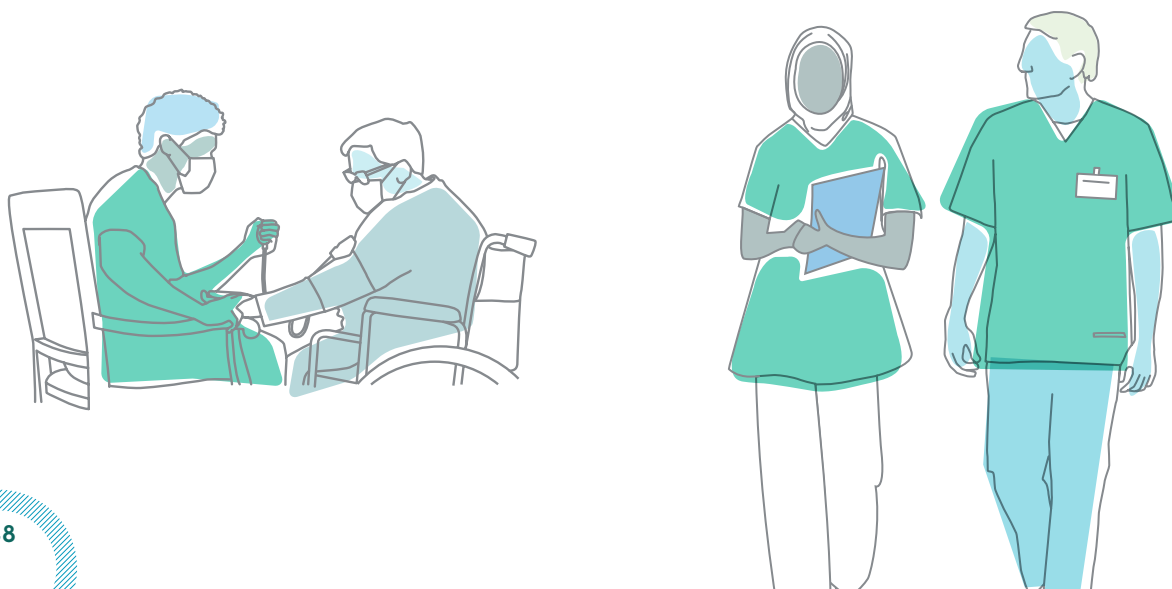
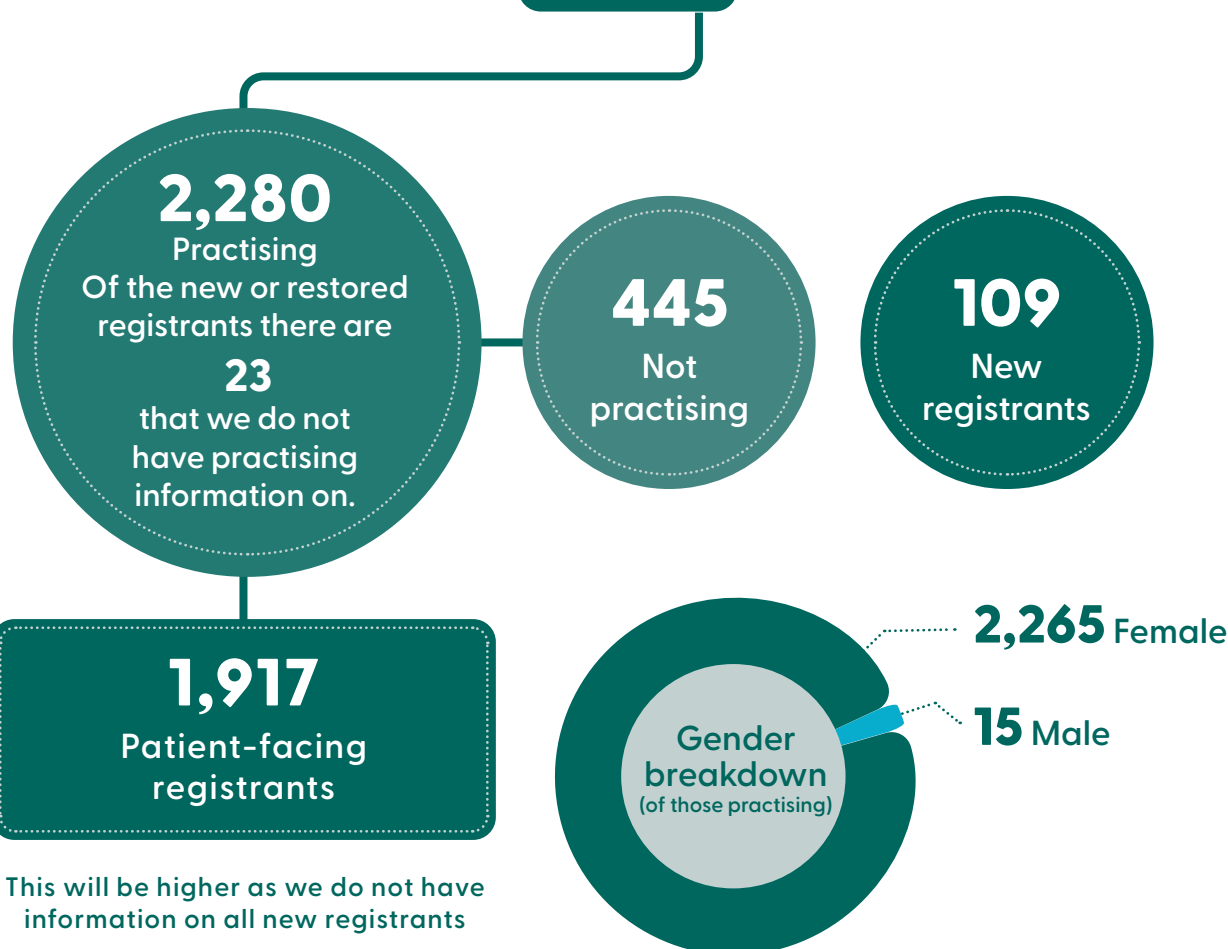
Post-primary Divisions of the Register

Public Health Nurses Division



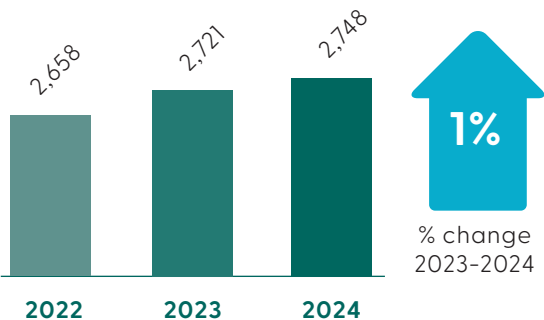
Public Health Nurses Division Information

As of 1 June 2024 there are **2,748** registered in this division

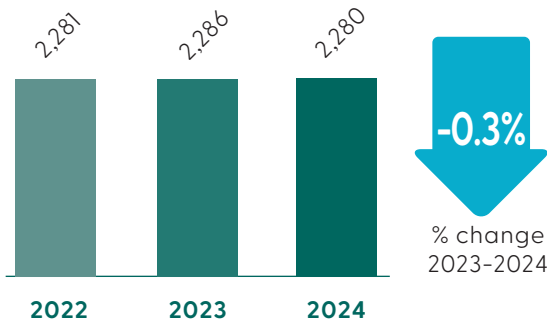


Public Health Nurses Division Comparison

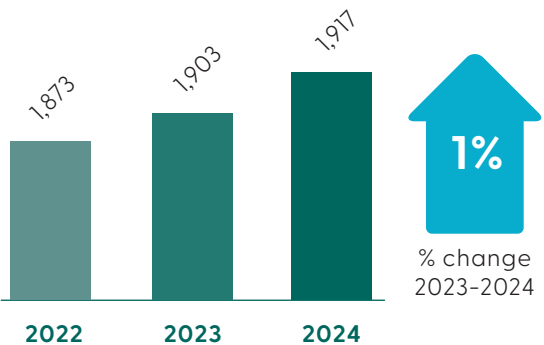
Registered



Practising



Patient-facing



New registrants*

*New registrants include Irish, EU and Non-EU qualified nurses.

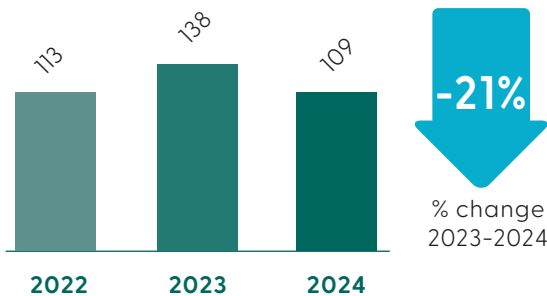


Figure 17: Age distribution of Public Health Nurses division

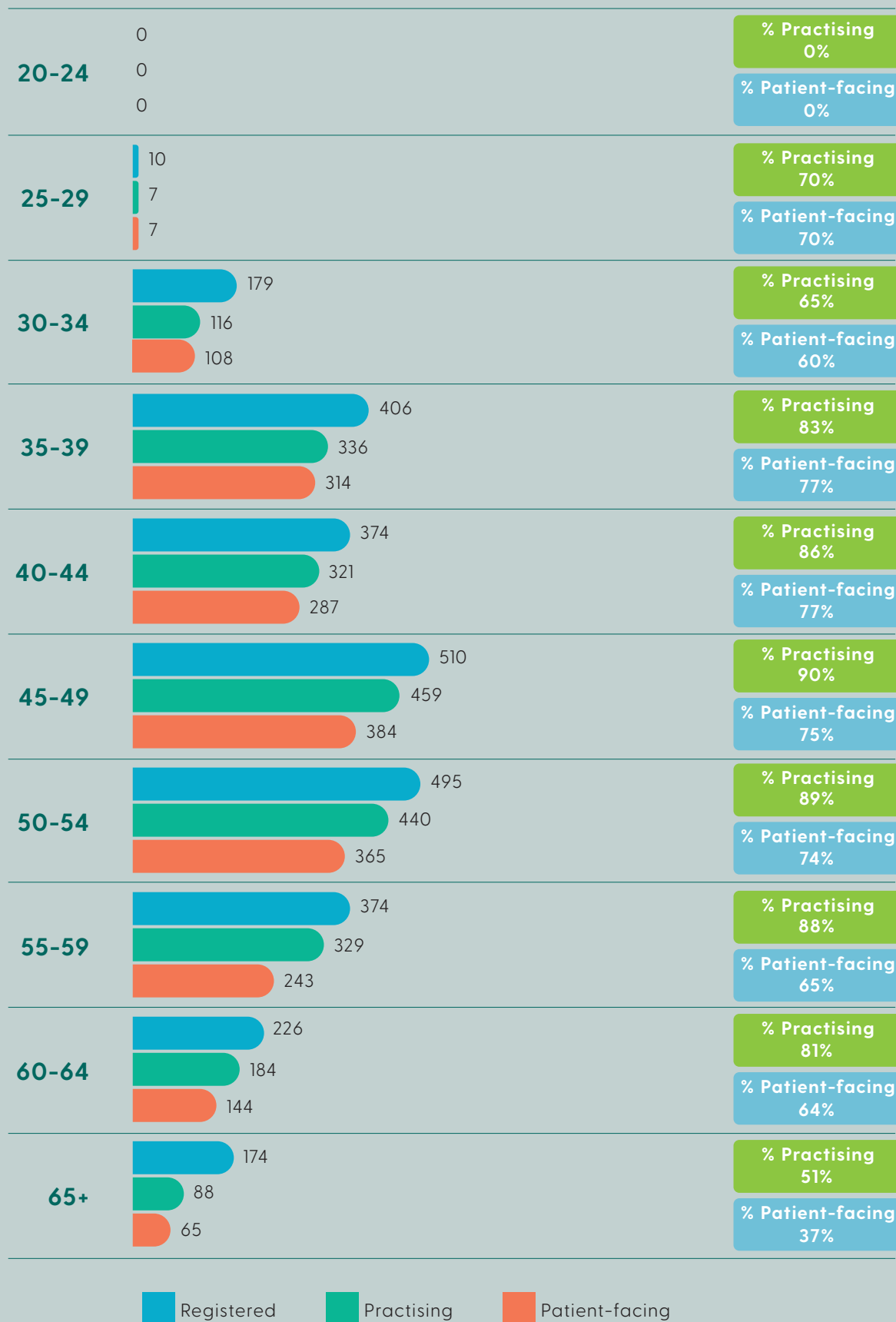
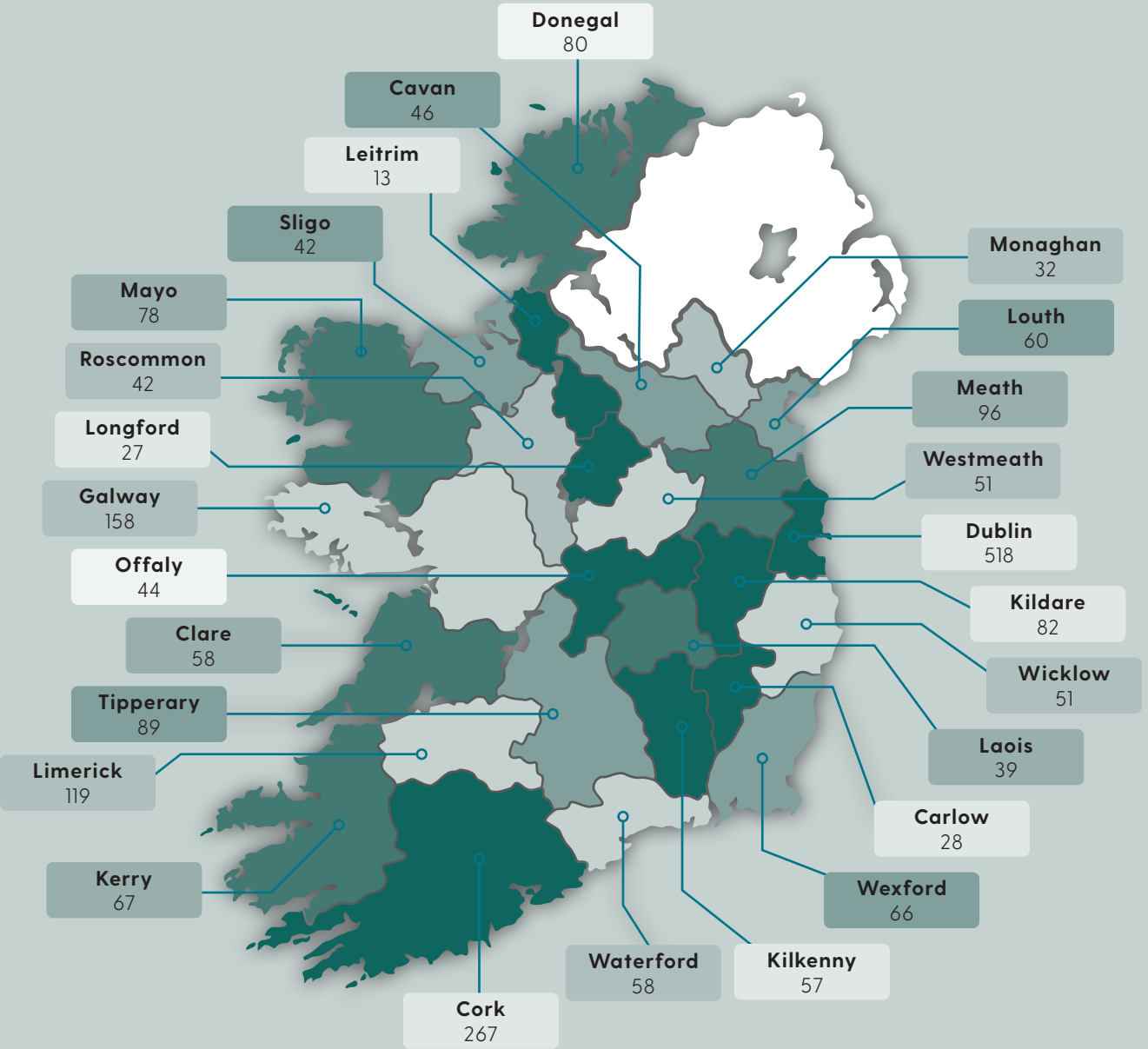


Figure 18: Geographical distribution in Ireland of practising Public Health Nurses

There are 12 Public Health Nurses working abroad.




Note: There are 23 new or restored registrants who have not provided practising and workplace information.

Table 11: Geographical distribution in Ireland of practising Public Health Nurses by county (2023 and 2024 net change)

County	Practising 2023	Practising 2024	Net change	% Net change
Carlow	30	28	-2	-7%
Cavan	44	46	2	5%
Clare	57	58	1	2%
Cork	268	267	-1	-0.4%
Donegal	80	80	0	0%
Dublin	533	518	-15	-3%
Galway	151	158	7	5%
Kerry	71	67	-4	-6%
Kildare	79	82	3	4%
Kilkenny	55	57	2	4%
Laois	40	39	-1	-3%
Leitrim	12	13	1	8%
Limerick	121	119	-2	-2%
Longford	28	27	-1	-4%
Louth	61	60	-1	-2%
Mayo	81	78	-3	-4%
Meath	94	96	2	2%
Monaghan	30	32	2	7%
Offaly	46	44	-2	-4%
Roscommon	41	42	1	2%
Sligo	46	42	-4	-9%
Tipperary	86	89	3	3%
Waterford	58	58	0	0%
Westmeath	49	51	2	4%
Wexford	66	66	0	0%
Wicklow	50	51	1	2%

Advanced Nurse Practitioners Division



Advanced Nurse Practitioners Division Information

As of 1 June 2024 there are

968

registered in this division

701

Practising

Of the new or restored registrants there are

90

that we do not have practising information on.

177

Not practising

165

New registrants

669


Patient-facing registrants

This will be higher as we do not have information on all new registrants

Gender breakdown
(of those practising)

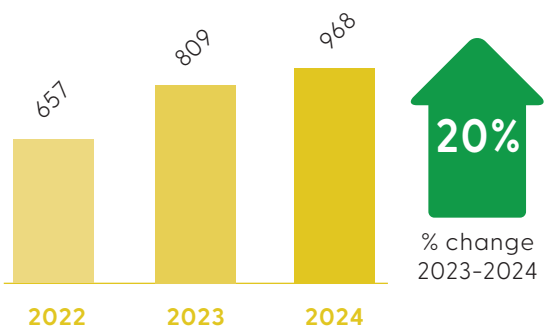
617 Female

84 Male

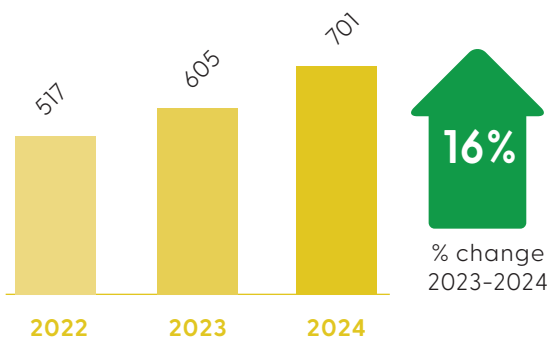


Advanced Nurse Practitioners Division Comparison

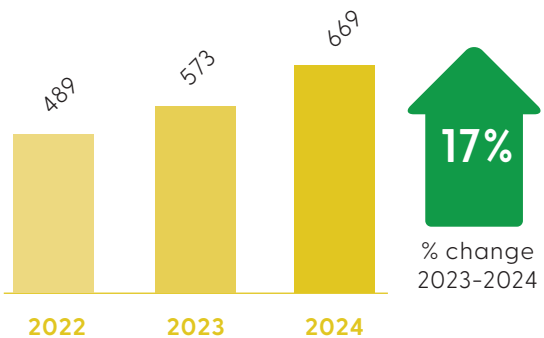
Registered



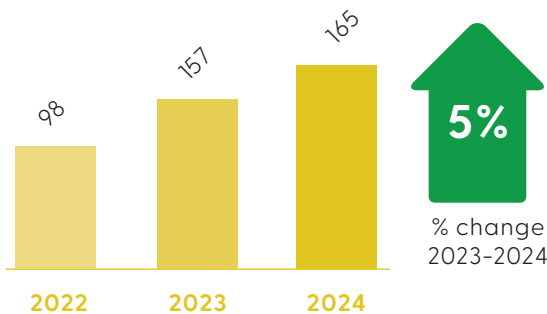
Practising



Patient-facing



New registrants*



*New registrants include Irish, EU and Non-EU qualified nurses.



Figure 19: Age distribution of Advanced Nurse Practitioners division

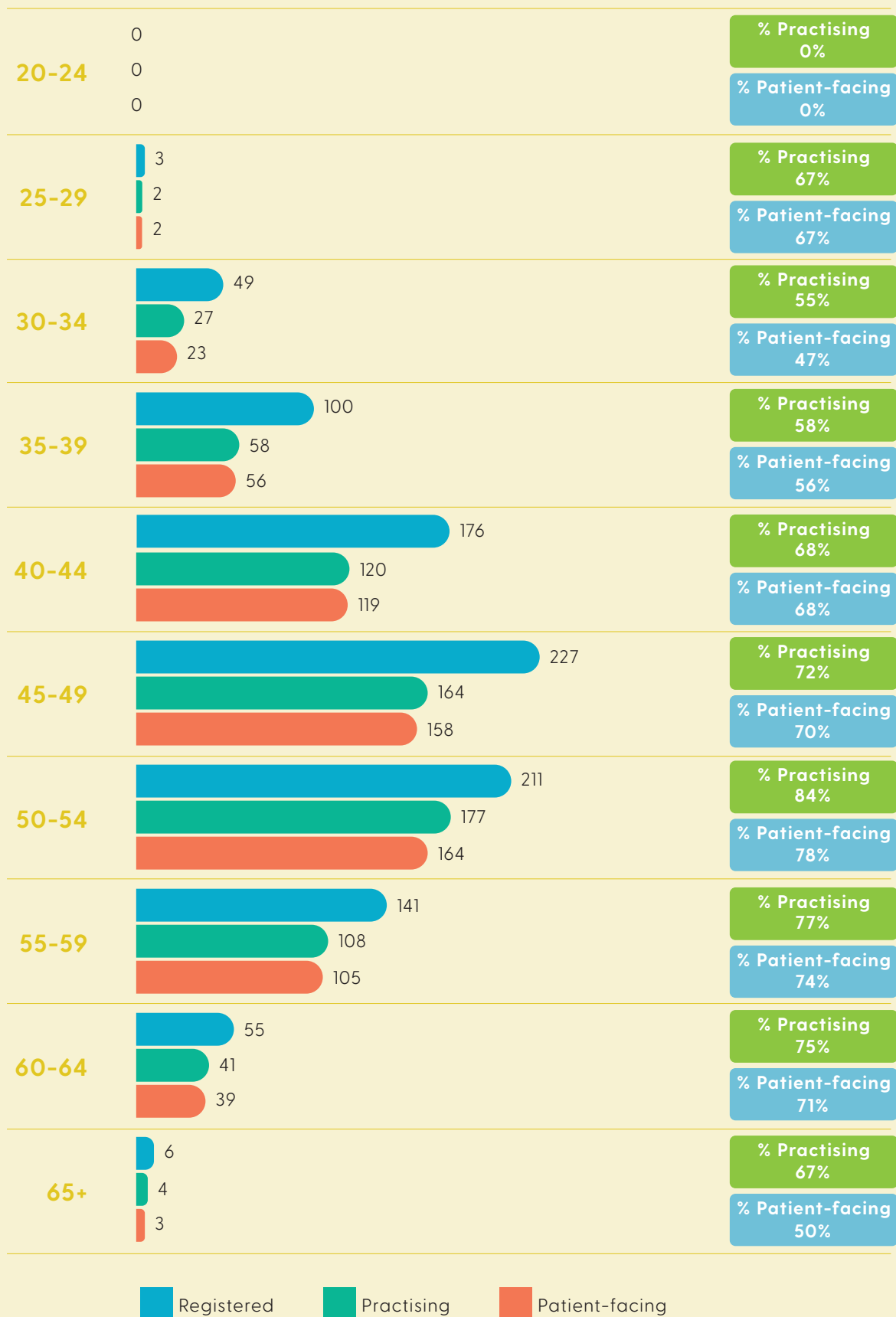
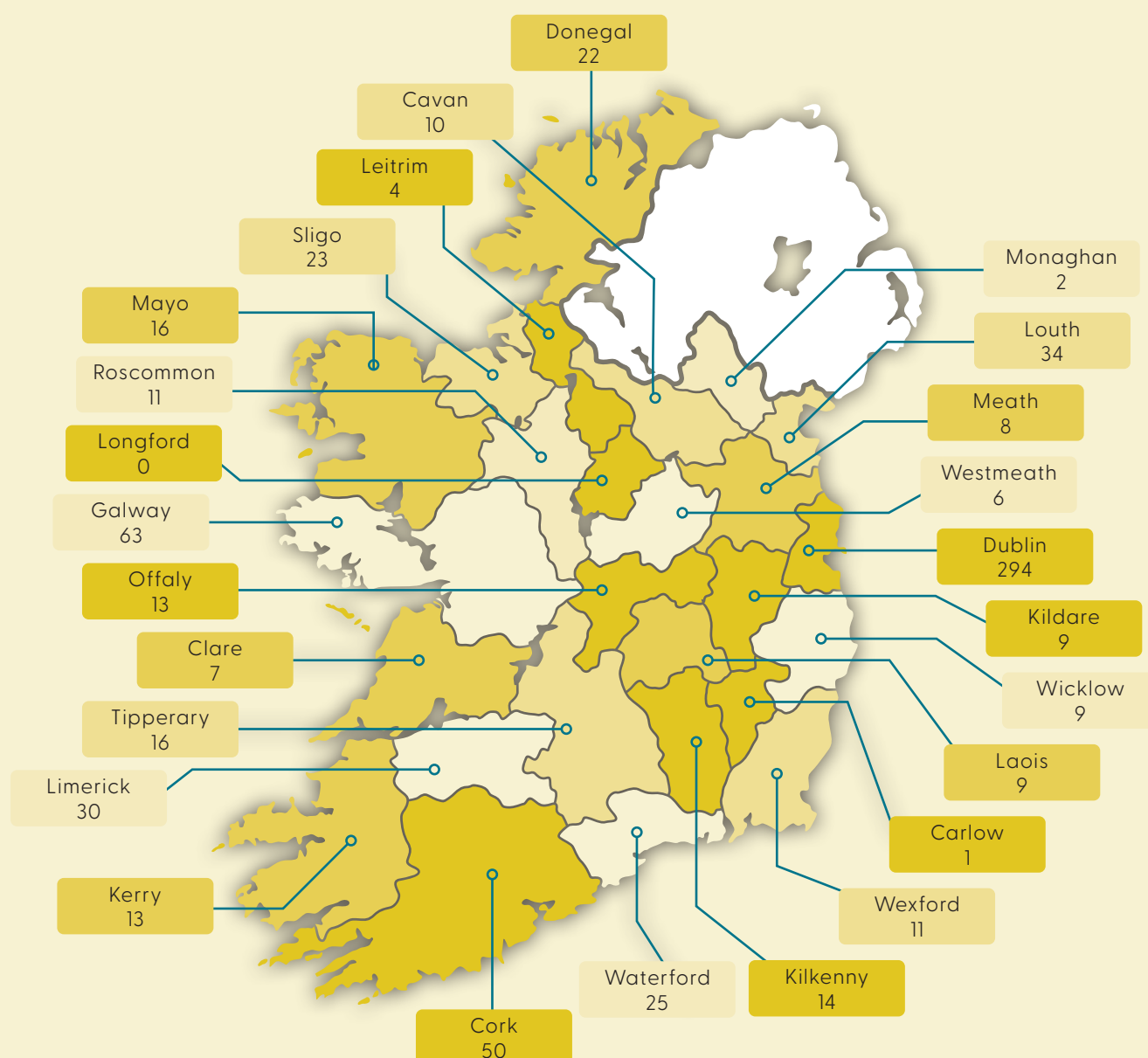


Figure 20: Geographical distribution in Ireland of practising Advanced Nurse Practitioners

There is 1 Advanced Nurse Practitioner working abroad.

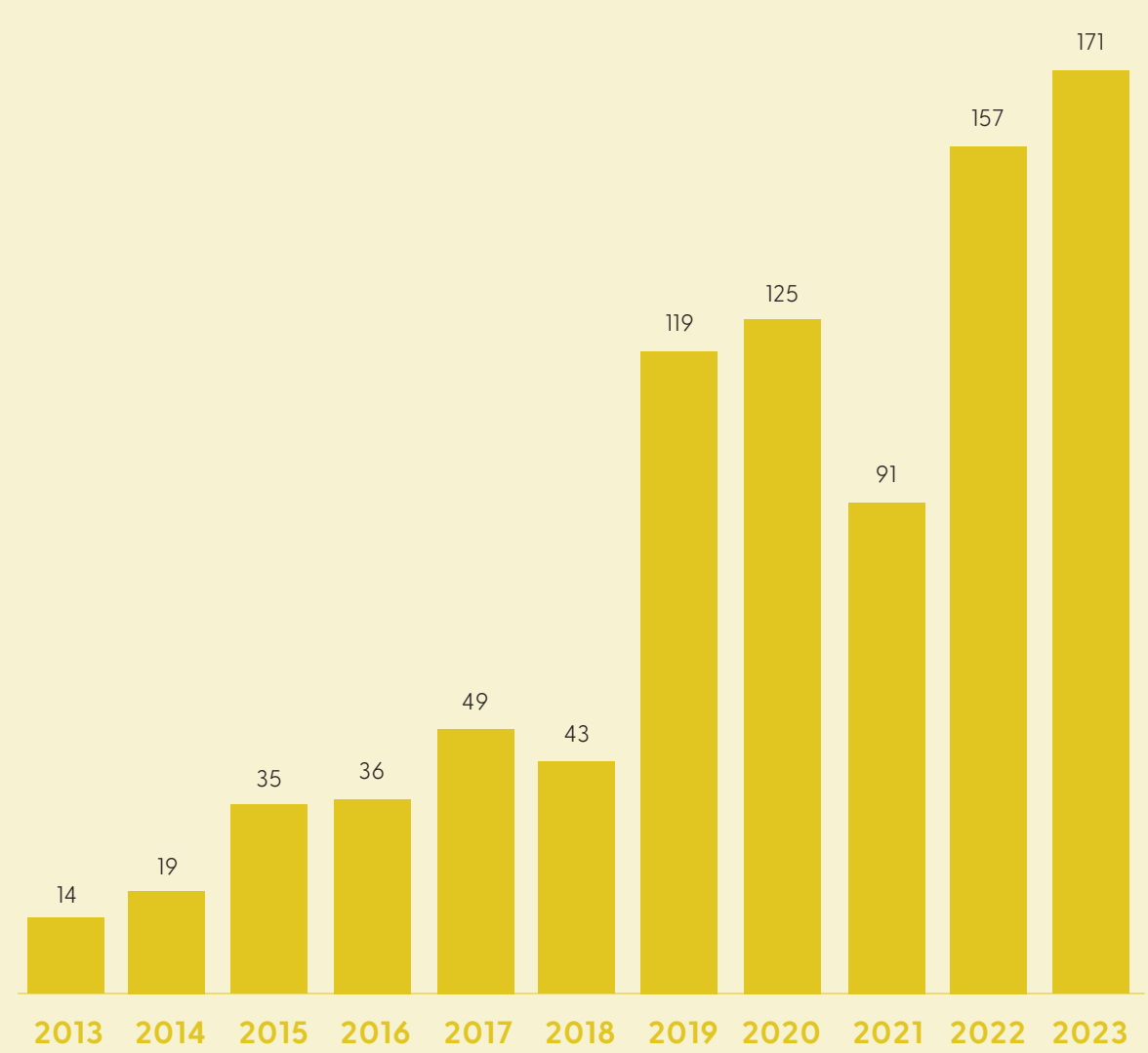


Note: There are 90 new or restored registrants who have not provided practising and workplace information.

Table 12: Geographical distribution in Ireland of practising Advanced Nurse Practitioners by county (2023 and 2024 net change)

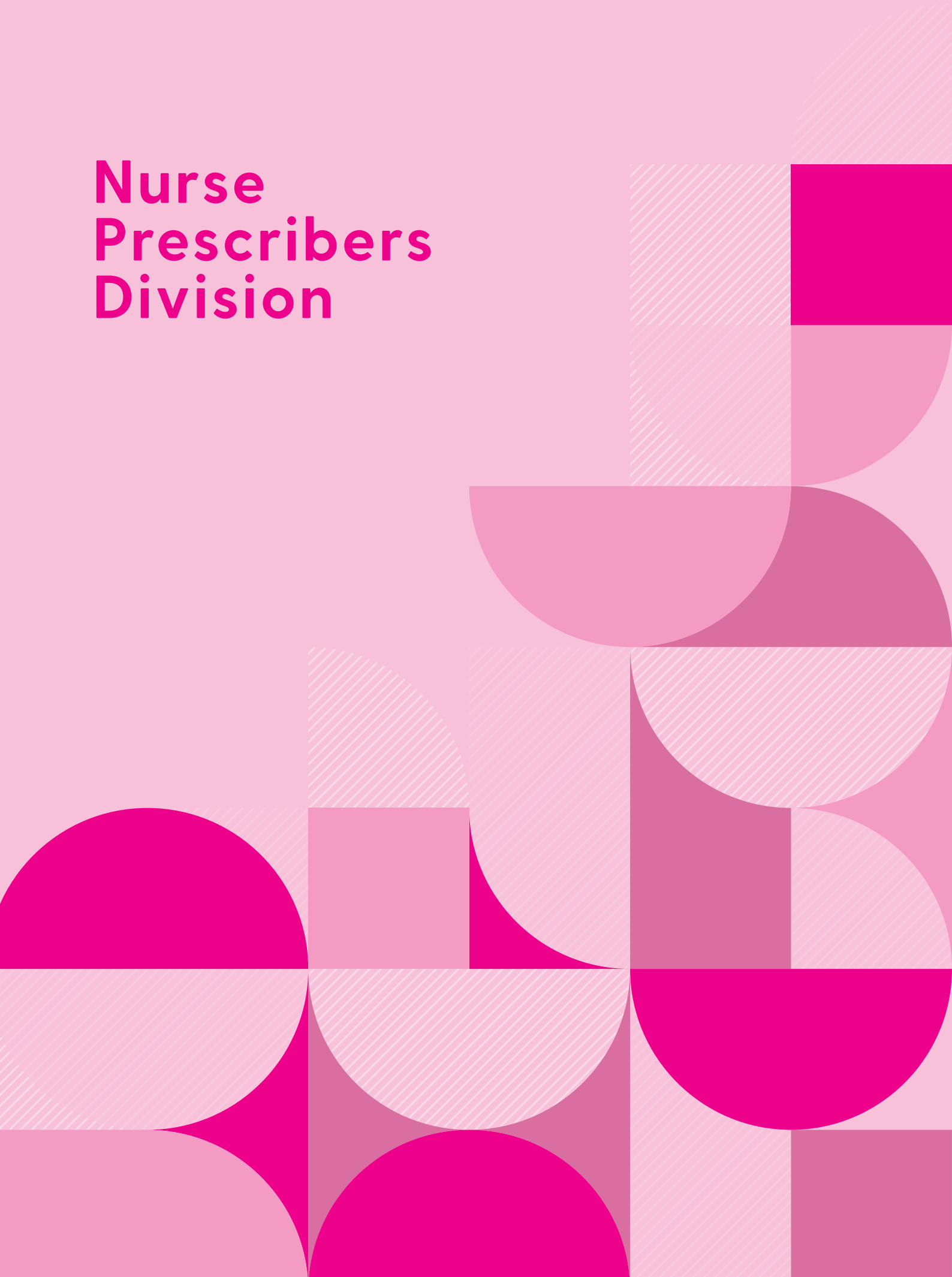
County	Practising 2023	Practising 2024	Net change	% Net change
Carlow	1	1	0	0%
Cavan	6	10	4	67%
Clare	6	7	1	17%
Cork	47	50	3	6%
Donegal	20	22	2	10%
Dublin	257	294	37	14%
Galway	58	63	5	9%
Kerry	11	13	2	18%
Kildare	9	9	0	0%
Kilkenny	12	14	2	17%
Laois	8	9	1	13%
Leitrim	4	4	0	0%
Limerick	23	30	7	30%
Longford	0	0	0	0%
Louth	26	34	8	31%
Mayo	14	16	2	14%
Meath	6	8	2	33%
Monaghan	2	2	0	0%
Offaly	12	13	1	8%
Roscommon	11	11	0	0%
Sligo	20	23	3	15%
Tipperary	13	16	3	23%
Waterford	19	25	6	32%
Westmeath	4	6	2	50%
Wexford	8	11	3	38%
Wicklow	6	9	3	50%

Figure 21: Newly registered Advanced Nurse Practitioners (2013 to 2023)



Figures above are from 1 January to 31 December

Nurse Prescribers Division



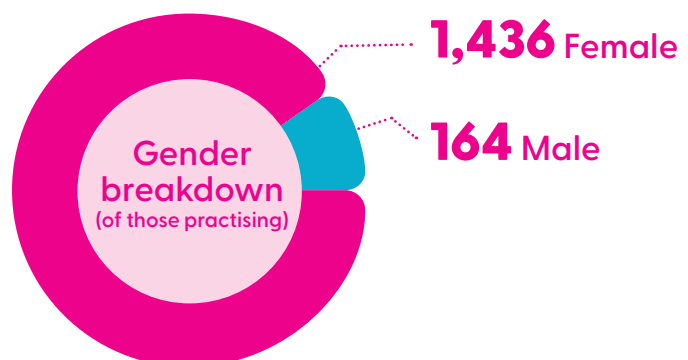
Nurse Prescribers Division Information

As of 1 June 2024 there are **2,580** registered in this division



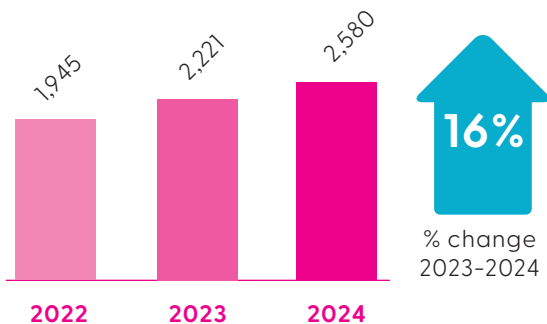
1,508
Patient-facing registrants

This will be higher as we do not have information on all new registrants

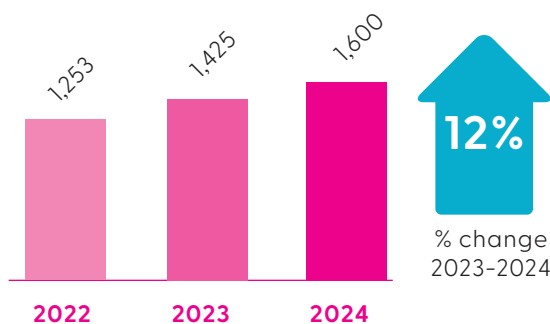


Nurse Prescribers Division Comparison

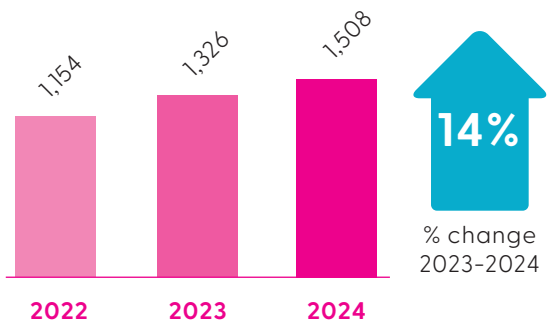
Registered



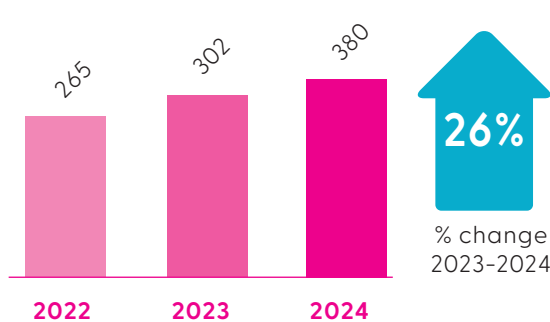
Practising



Patient-facing



New registrants*



*New registrants include Irish, EU and Non-EU qualified nurses.



Figure 22: Age distribution of Nurse Prescribers division

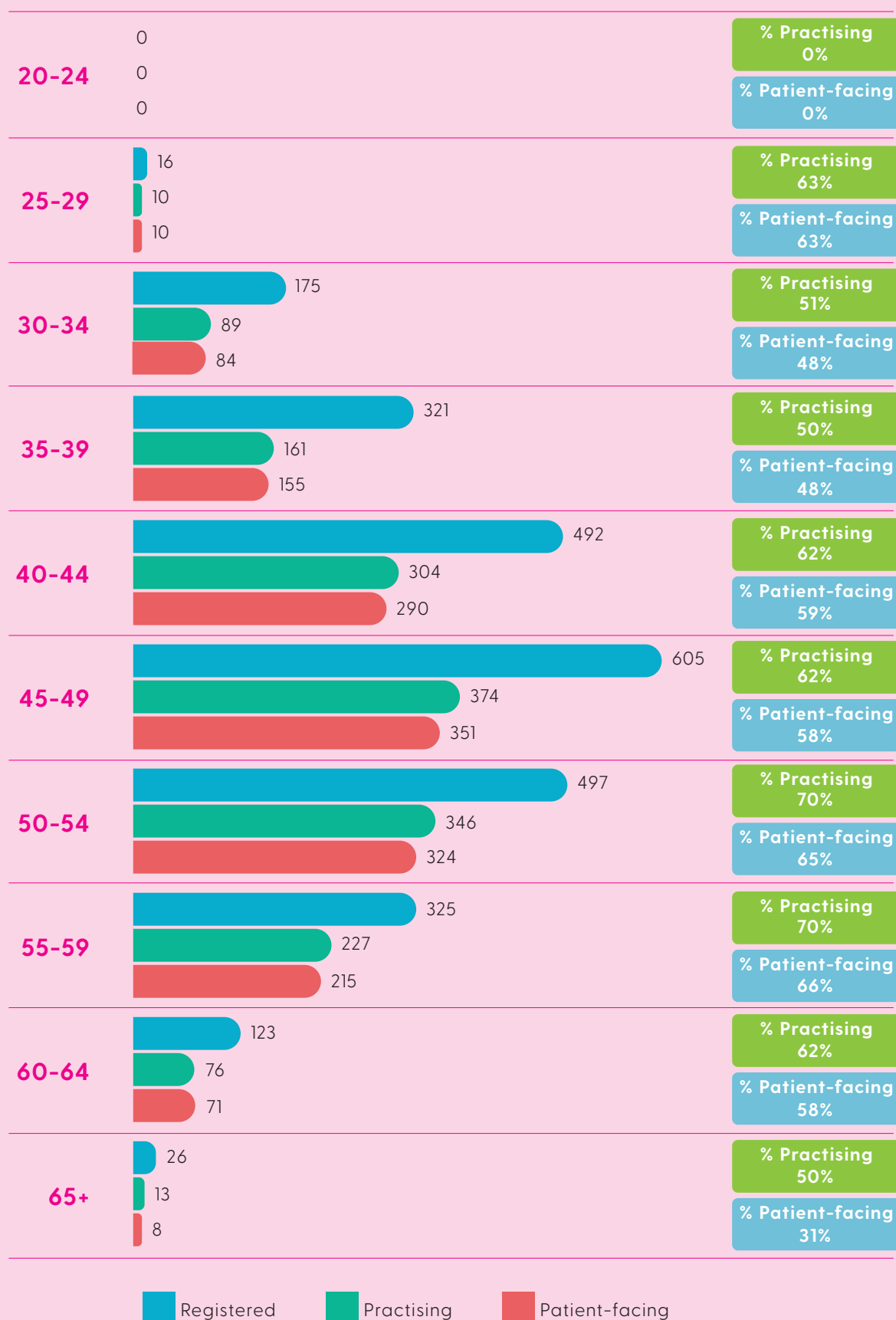
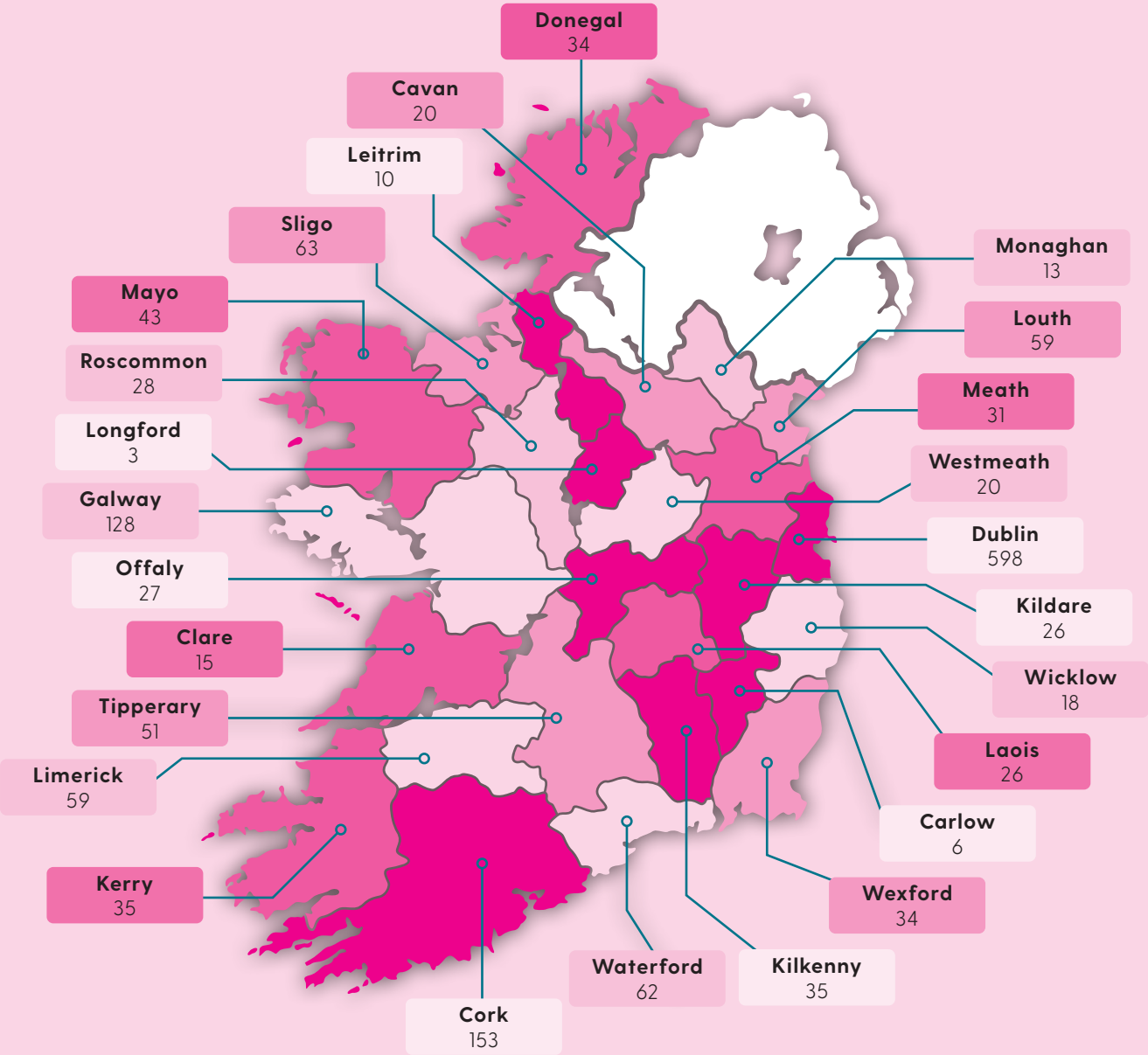


Figure 23: Geographical distribution in Ireland of practising Nurse Prescribers

There are 3 Nurse Prescribers working abroad.

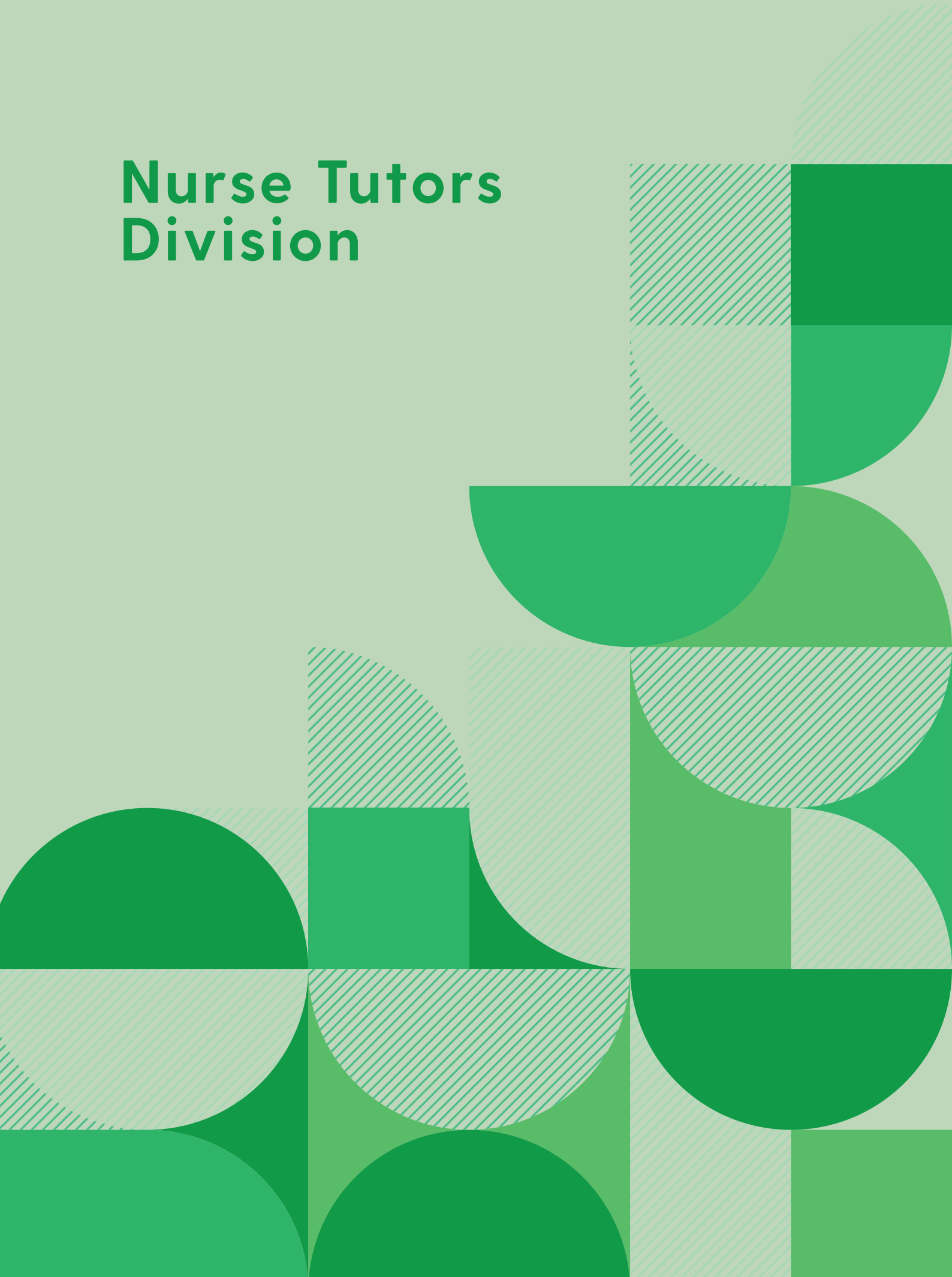


Note: There are 254 new or restored registrants who have not provided practising and workplace information.

Table 13: Geographical distribution in Ireland of practising Nurse Prescribers by county (2023 and 2024 net change)

County	Practising 2023	Practising 2024	Net change	% Net change
Carlow	6	6	0	0%
Cavan	17	20	3	18%
Clare	16	15	-1	-6%
Cork	137	153	16	12%
Donegal	34	34	0	0%
Dublin	524	598	74	14%
Galway	115	128	13	11%
Kerry	30	35	5	17%
Kildare	26	26	0	0%
Kilkenny	33	35	2	6%
Laois	26	26	0	0%
Leitrim	8	10	2	25%
Limerick	52	59	7	13%
Longford	2	3	1	50%
Louth	52	59	7	13%
Mayo	38	43	5	13%
Meath	27	31	4	15%
Monaghan	13	13	0	0%
Offaly	22	27	5	23%
Roscommon	26	28	2	8%
Sligo	59	63	4	7%
Tipperary	43	51	8	19%
Waterford	53	62	9	17%
Westmeath	17	20	3	18%
Wexford	30	34	4	13%
Wicklow	15	18	3	20%

Nurse Tutors Division



Nurse Tutors Division Information

As of 1 June 2024 there are

804

registered in this division

570

Practising
Of the new or restored
registrants there are

21

that we do not
have practising
information on.

213

Not
practising

43

New
registrants

142

Patient-facing
registrants

This will be higher as we do not have
information on all new registrants



488 Female

82 Male



Nurse Tutors Division Comparison

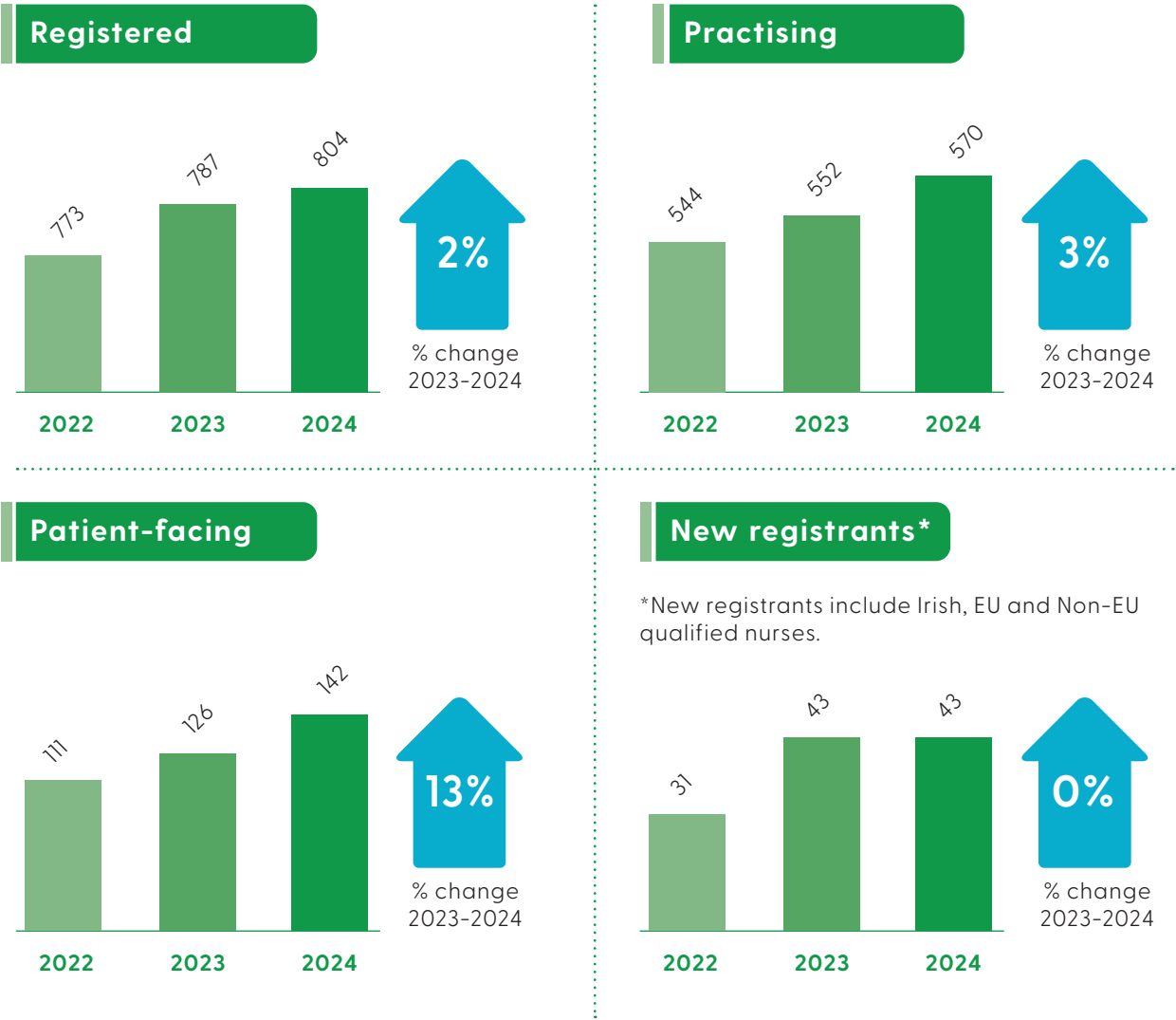
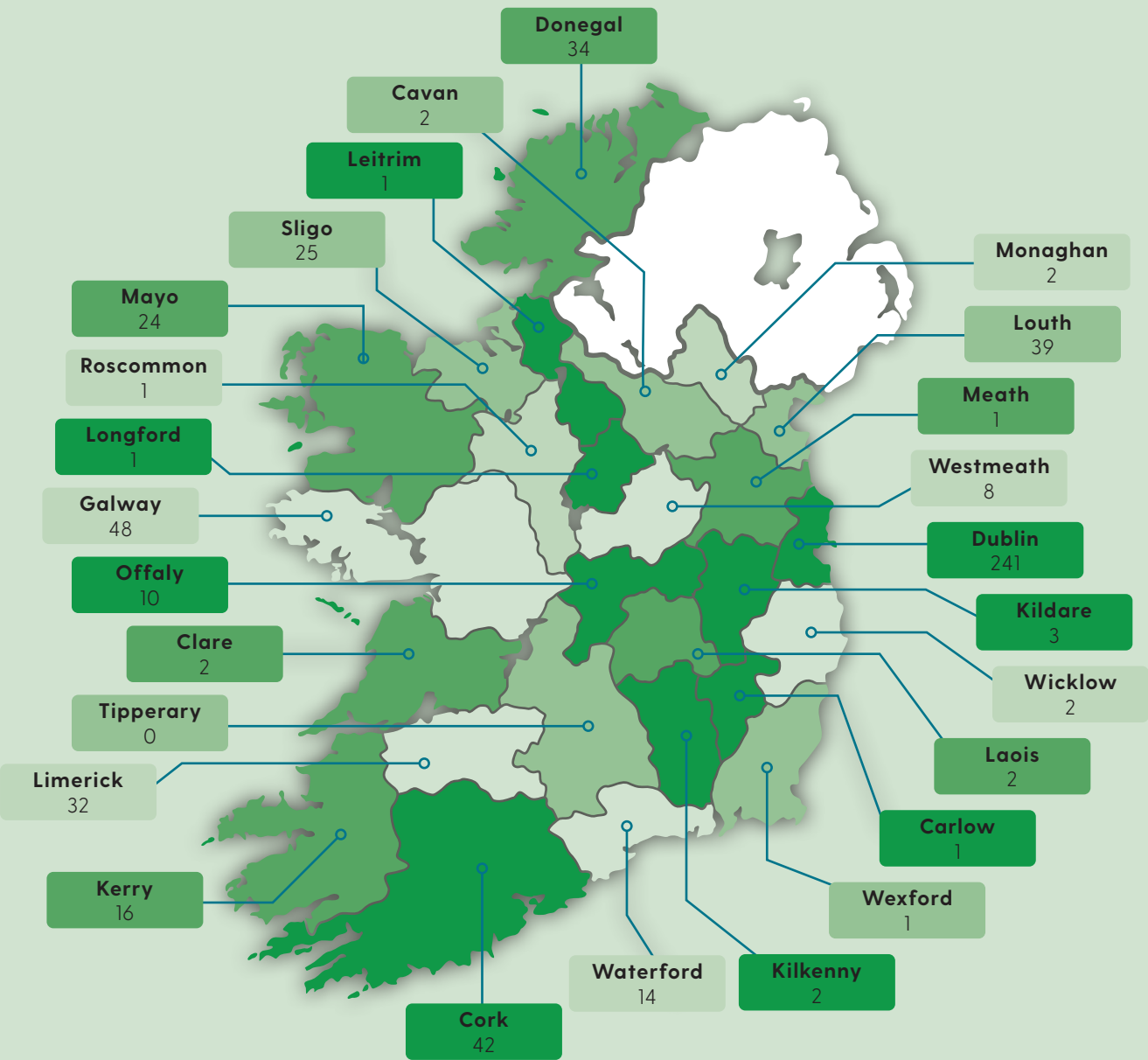


Figure 24: Age distribution of Nurse Tutors division



Figure 25: Geographical distribution in Ireland of practising Nurse Tutors

There are 16 Nurse Tutors working abroad.



Note: There are 21 new or restored registrants who have not provided practising and workplace information.

Table 14: Geographical distribution in Ireland of practising Nurse Tutors by county (2023 and 2024 net change)

County	Practising 2023	Practising 2024	Net change	% Net change
Carlow	1	1	0	0%
Cavan	3	2	-1	-33%
Clare	2	2	0	0%
Cork	42	42	0	0%
Donegal	33	34	1	3%
Dublin	229	241	12	5%
Galway	49	48	-1	-2%
Kerry	14	16	2	14%
Kildare	3	3	0	0%
Kilkenny	2	2	0	0%
Laois	2	2	0	0%
Leitrim	1	1	0	0%
Limerick	30	32	2	7%
Longford	1	1	0	0%
Louth	38	39	1	3%
Mayo	24	24	0	0%
Meath	1	1	0	0%
Monaghan	3	2	-1	-33%
Offaly	9	10	1	11%
Roscommon	1	1	0	0%
Sligo	22	25	3	14%
Tipperary	0	0	0	0%
Waterford	13	14	1	8%
Westmeath	10	8	-2	-20%
Wexford	1	1	0	0%
Wicklow	2	2	0	0%



Midwifery Register

Midwives Division



Midwives Division Overview

As of 1 June 2024 there are **9,047** registered in this division

4,633

Practising
Of the new or restored
registrants there are

313

that we do not
have practising
information on.

4,101

Not
practising

287

New
registrants

4,011

Patient-facing
registrants

This will be higher as we do not have
information on all new registrants

Gender
breakdown
(of those practising)

4,614 Female

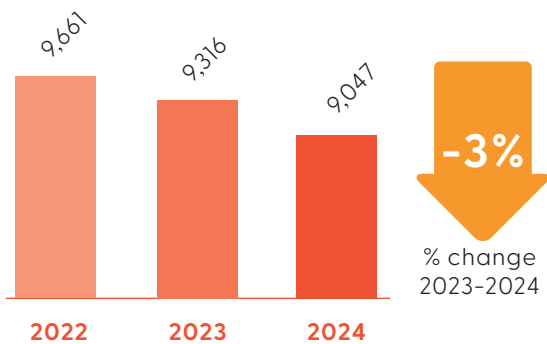
18 Male

1 Prefer not
to say

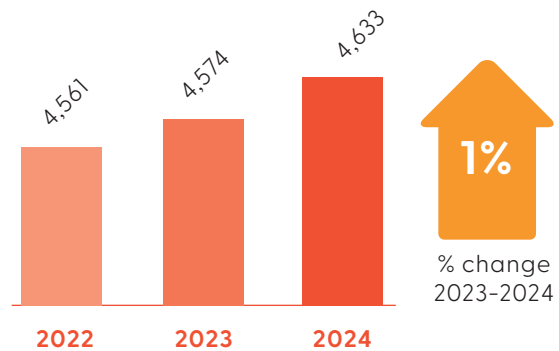


Midwives Division Comparison

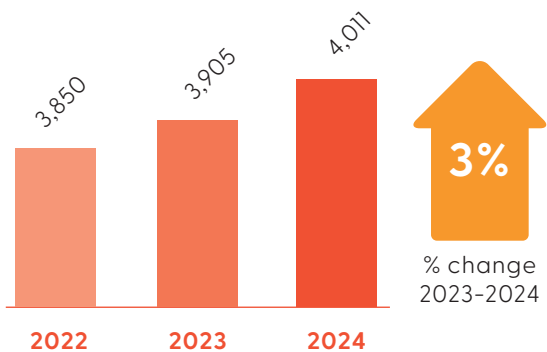
Registered



Practising



Patient-facing



New registrants*

*New registrants include Irish, EU and Non-EU qualified midwives.

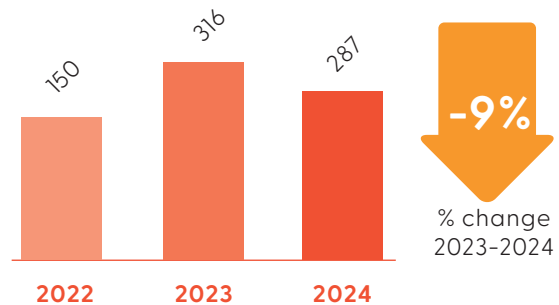


Figure 26: Age distribution of Midwives division

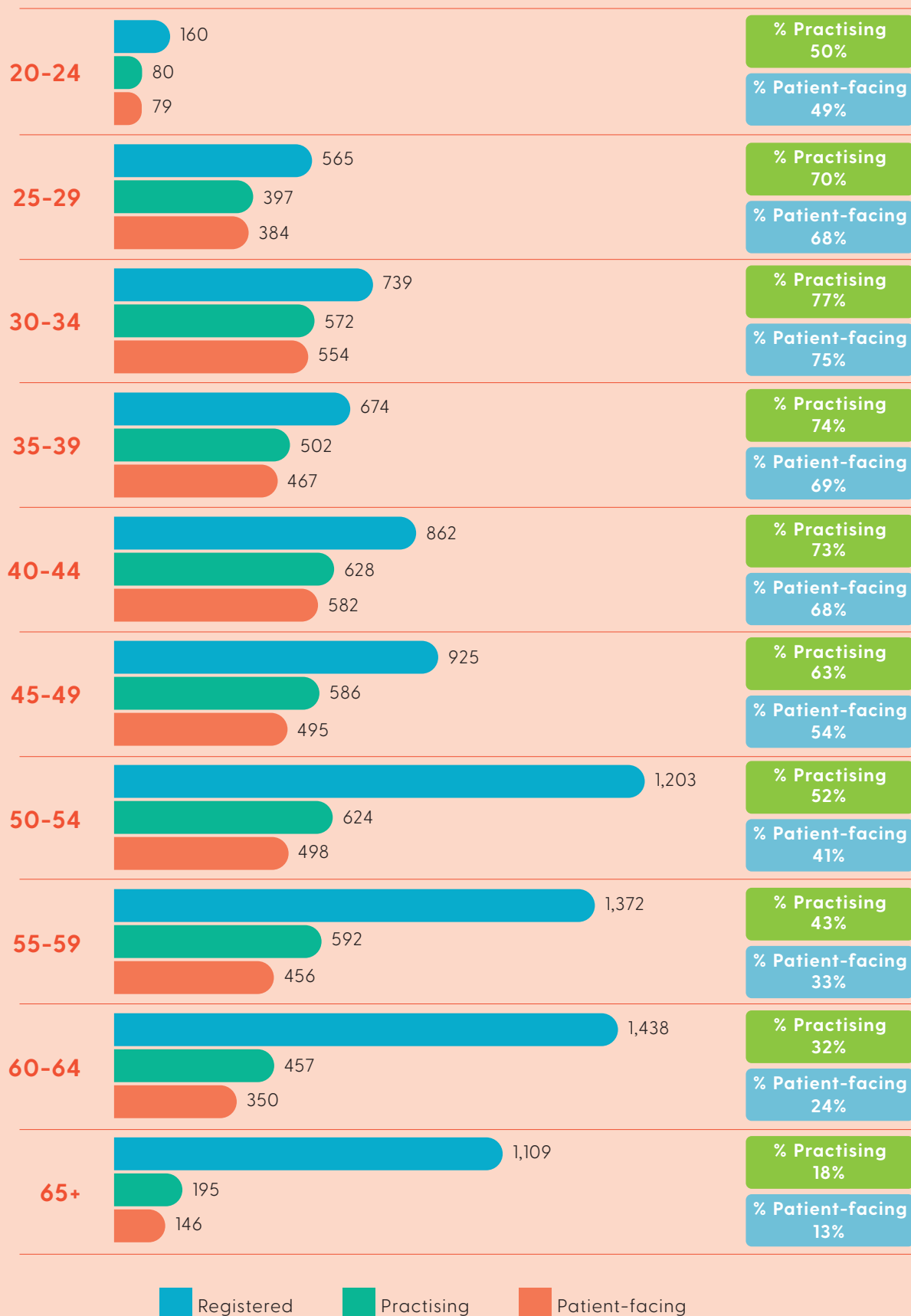
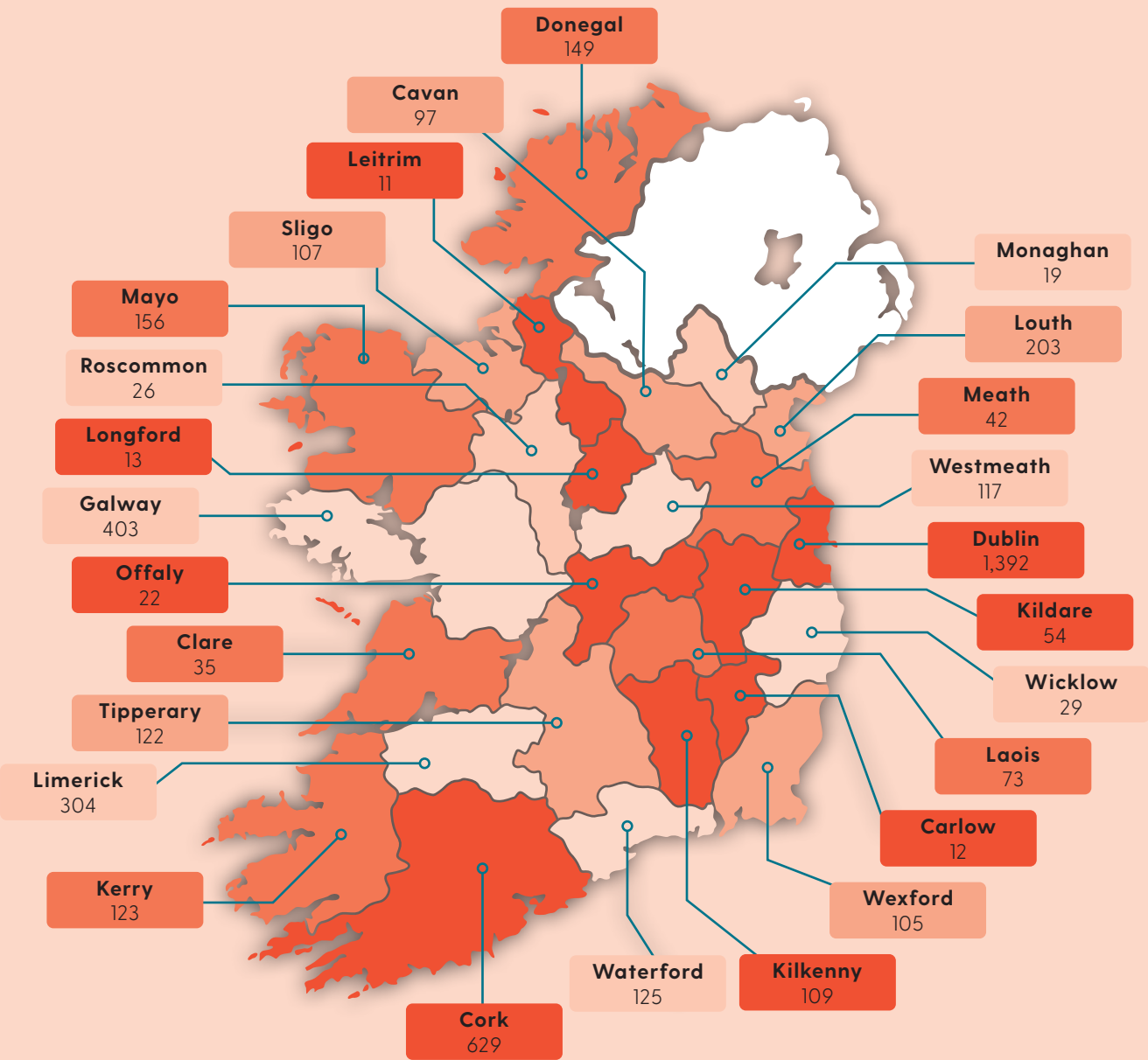


Figure 27: Geographical distribution in Ireland of practising Midwives

We do not have workplace information for 9 practising registrants.
There are 147 practising Midwives working abroad.



Note: There are 313 new or restored registrants who have not provided practising and workplace information.

Table 15: Geographical distribution in Ireland of practising Midwives by county (2023 and 2024 net change)


County	Practising 2023	Practising 2024	Net change	% Net change
Carlow	13	12	-1	-8%
Cavan	99	97	-2	-2%
Clare	33	35	2	6%
Cork	635	629	-6	-1%
Donegal	145	149	4	3%
Dublin	1,384	1,392	8	1%
Galway	382	403	21	5%
Kerry	120	123	3	3%
Kildare	51	54	3	6%
Kilkenny	105	109	4	4%
Laois	74	73	-1	-1%
Leitrim	12	11	-1	-8%
Limerick	304	304	0	0%
Longford	14	13	-1	-7%
Louth	211	203	-8	-4%
Mayo	148	156	8	5%
Meath	46	42	-4	-9%
Monaghan	20	19	-1	-5%
Offaly	23	22	-1	-4%
Roscommon	27	26	-1	-4%
Sligo	105	107	2	2%
Tipperary	115	122	7	6%
Waterford	123	125	2	2%
Westmeath	121	117	-4	-3%
Wexford	110	105	-5	-5%
Wicklow	29	29	0	0%

Table 16: Number of first time registrants to the Midwives division

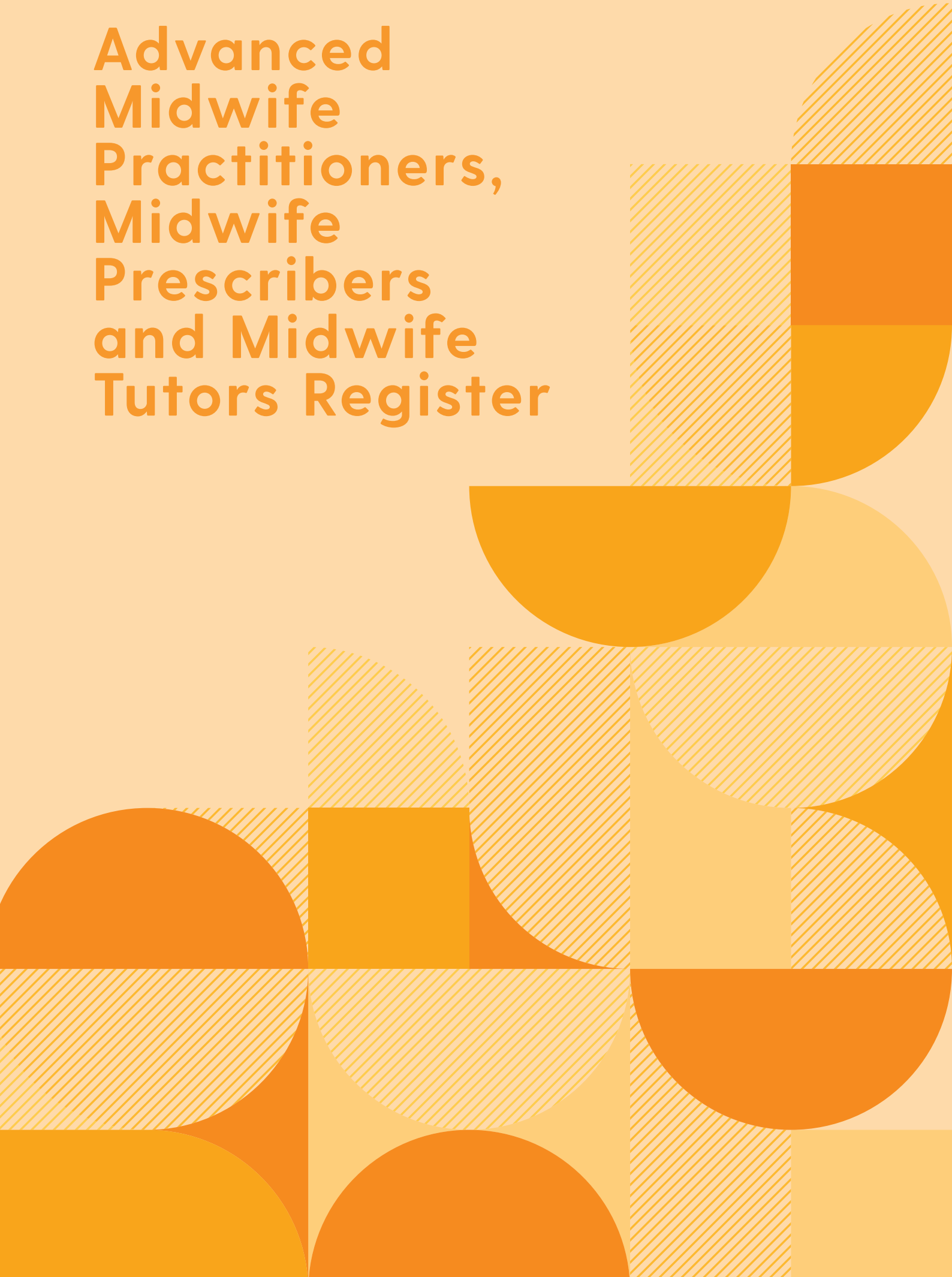
	2022	2023	2024
	# Registrants	# Registrants	# Registrants
EU	12	19	21
Ireland	119	223	196
Non-EU	19	74	70
Total	150	316	287

All figures above are from 1 June to 31 May

Figure 28: Top 5 nationalities of all registered Midwives



Advanced Midwife Practitioners, Midwife Prescribers and Midwife Tutors Register



Advanced Midwife Practitioners Register Information

As of 1 June 2024 there are **37** registered in this division

24

Practising
Of the new or restored
registrants there are

4

that we do not
have practising
information on.

9

Not
practising

7

New
registrants

22

Patient-facing
registrants

24 Female

0 Male

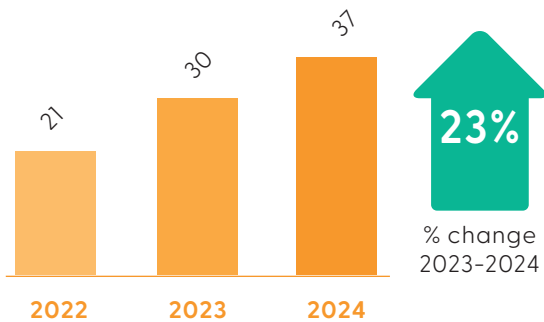
Gender
breakdown
(of those practising)

This will be higher as we do not have
information on all new registrants

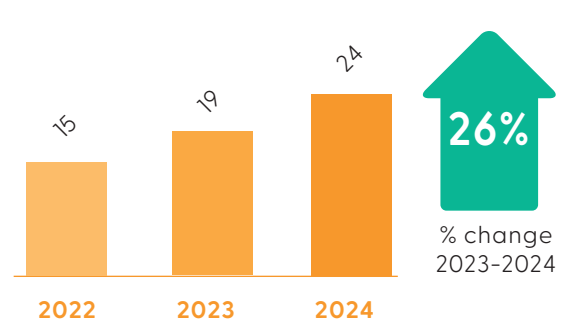


Advanced Midwife Practitioners Register Comparison

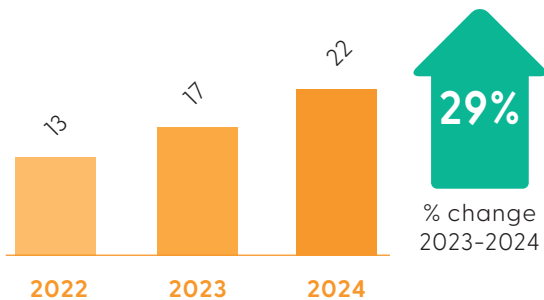
Registered



Practising

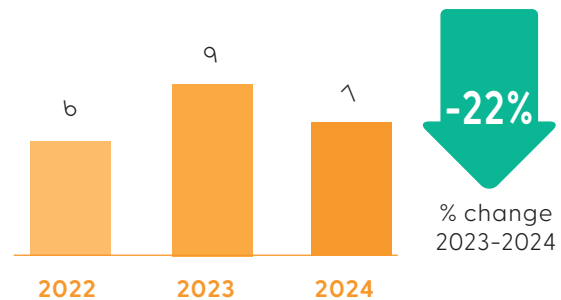


Patient-facing



New registrants*

*New registrants include Irish, EU and Non-EU qualified midwives.



Midwife Prescribers Register Information

As of 1 June 2024 there are **105** registered in this division

46

Practising
Of the new or restored
registrants there are

18

that we do not
have practising
information on.

41

Not
practising

22

New
registrants

43

Patient-facing
registrants

46 Female

0 Male

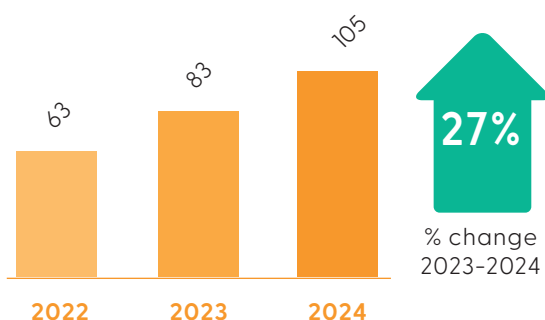
Gender
breakdown
(of those practising)

This will be higher as we do not have
information on all new registrants

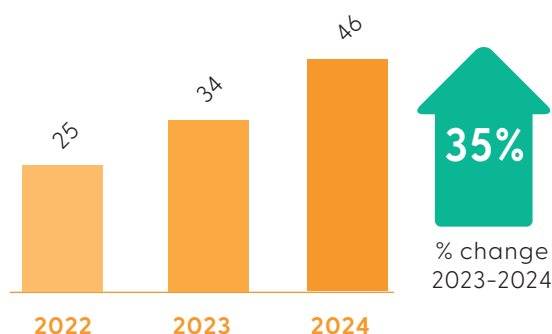


Midwife Prescribers Register Comparison

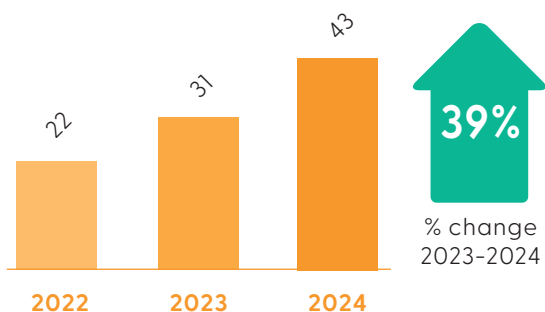
Registered



Practising

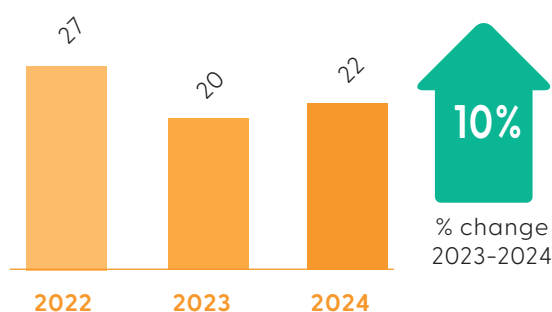


Patient-facing



New registrants*

*New registrants include Irish, EU and Non-EU qualified midwives.



Midwife Tutors Register Information

As of 1 June 2024 there are **28** registered in this division

16
Practising
Of the new or restored
registrants there is
1
that we do not
have practising
information on.

11
Not
practising

2
New
registrants

4
Patient-facing
registrants

Gender
breakdown
(of those practising)

15 Female

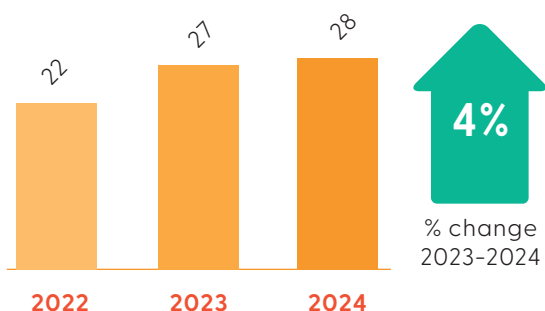
1 Male

This will be higher as we do not have
information on all new registrants

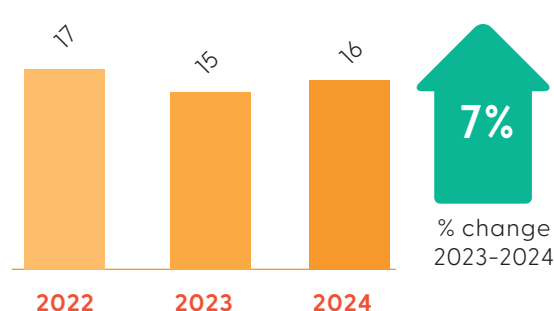


Midwife Tutors Register Comparison

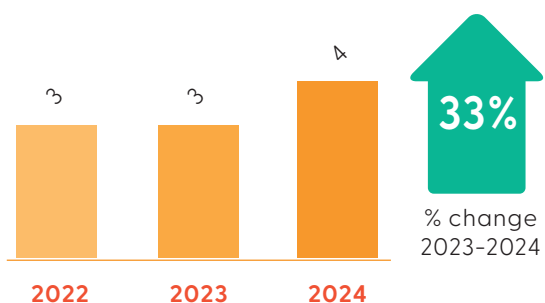
Registered



Practising



Patient-facing



New registrants*

*New registrants include Irish, EU and Non-EU qualified midwives.

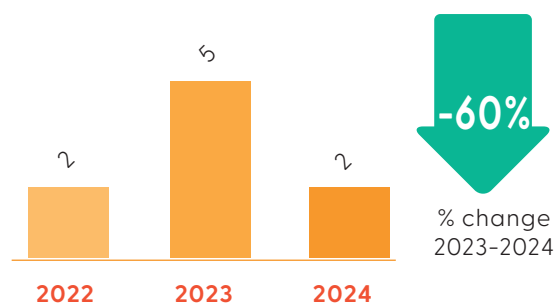


Figure 29: Age distribution of Advanced Midwife Practitioners, Midwife Prescribers and Midwife Tutors divisions

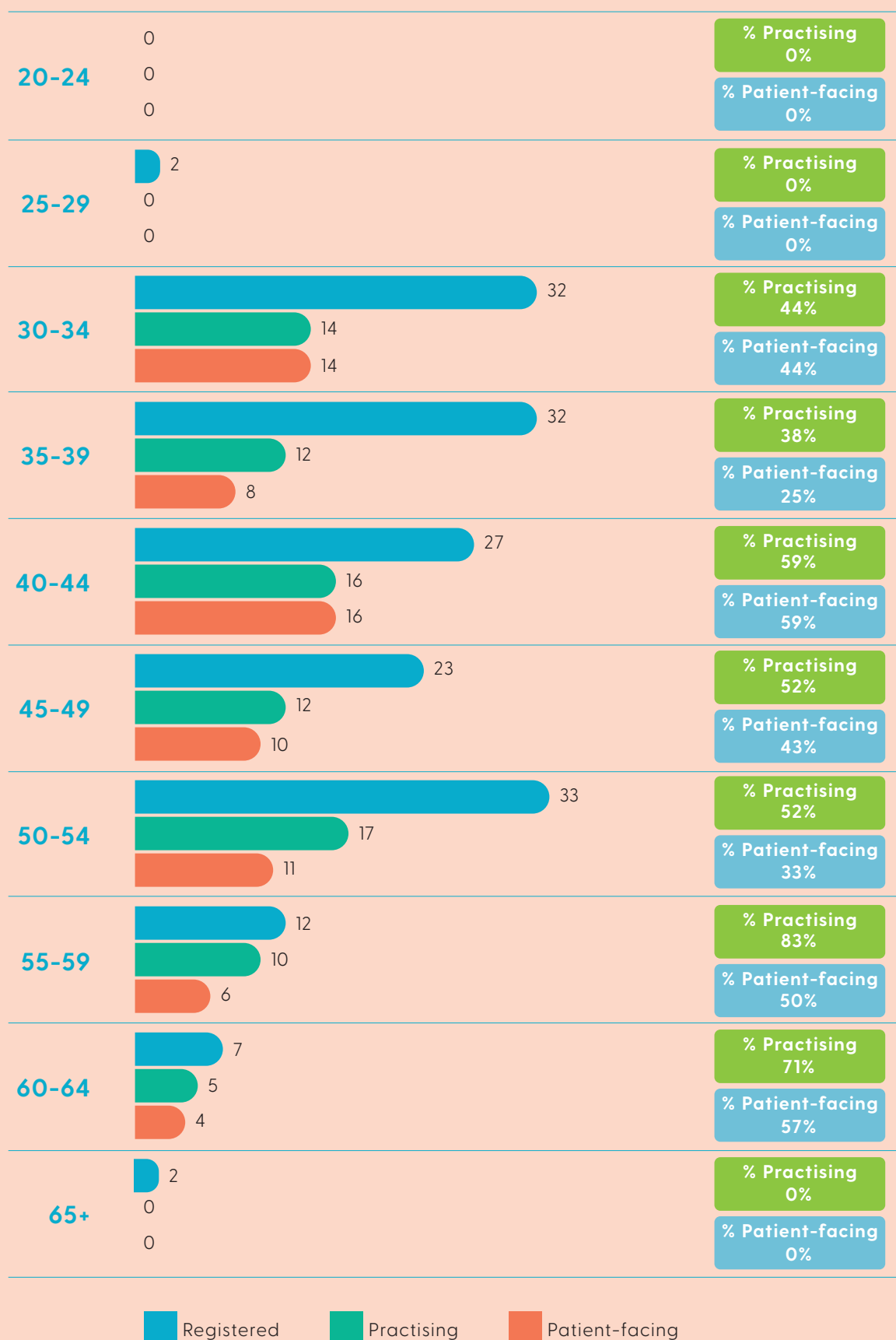
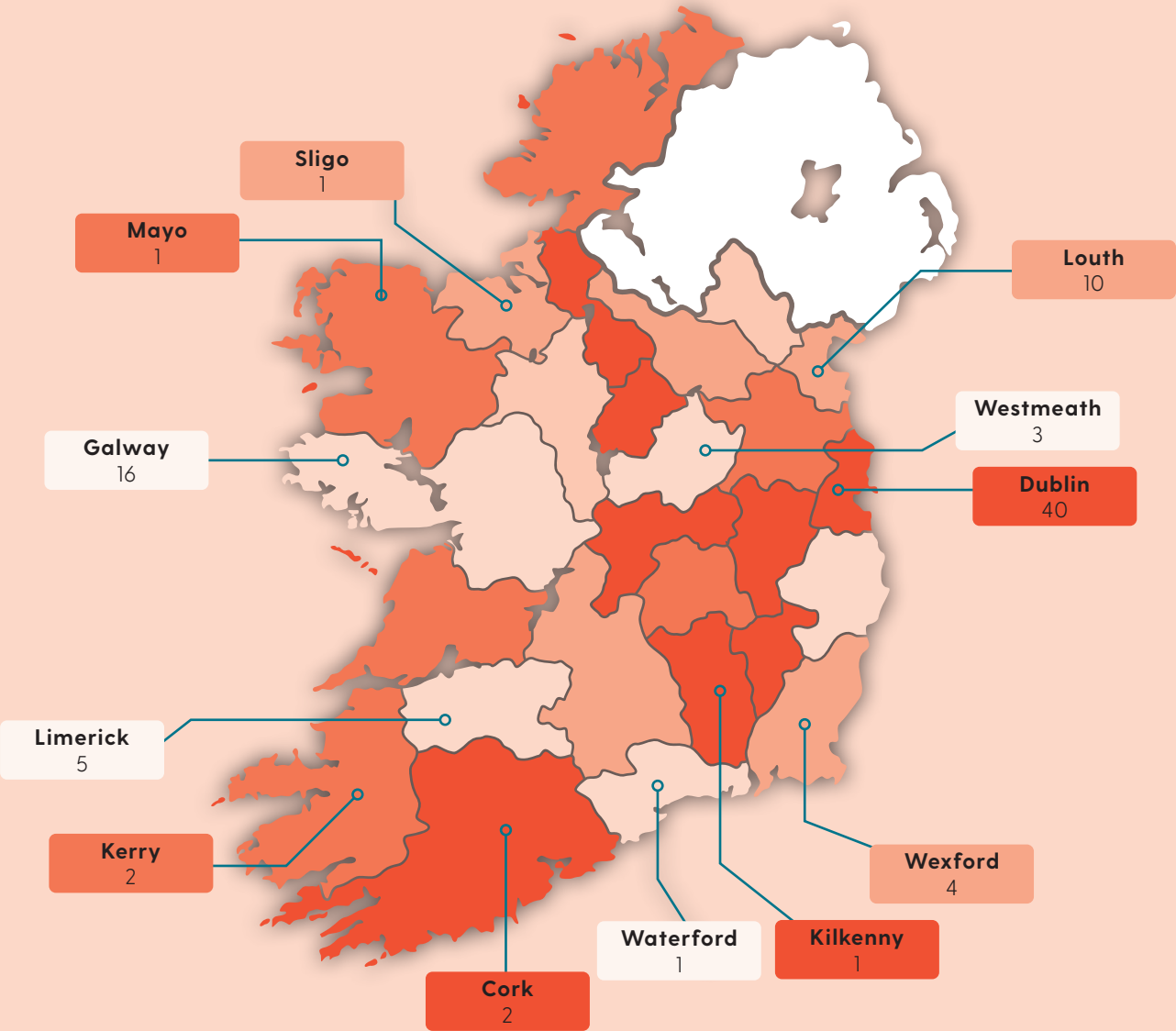


Figure 30: Geographical distribution in Ireland of practising Advanced Midwife Practitioners, Midwife Prescribers and Midwife Tutors

There are no Advanced Midwife Practitioners, Midwife Prescribers or Midwife Tutors working abroad.

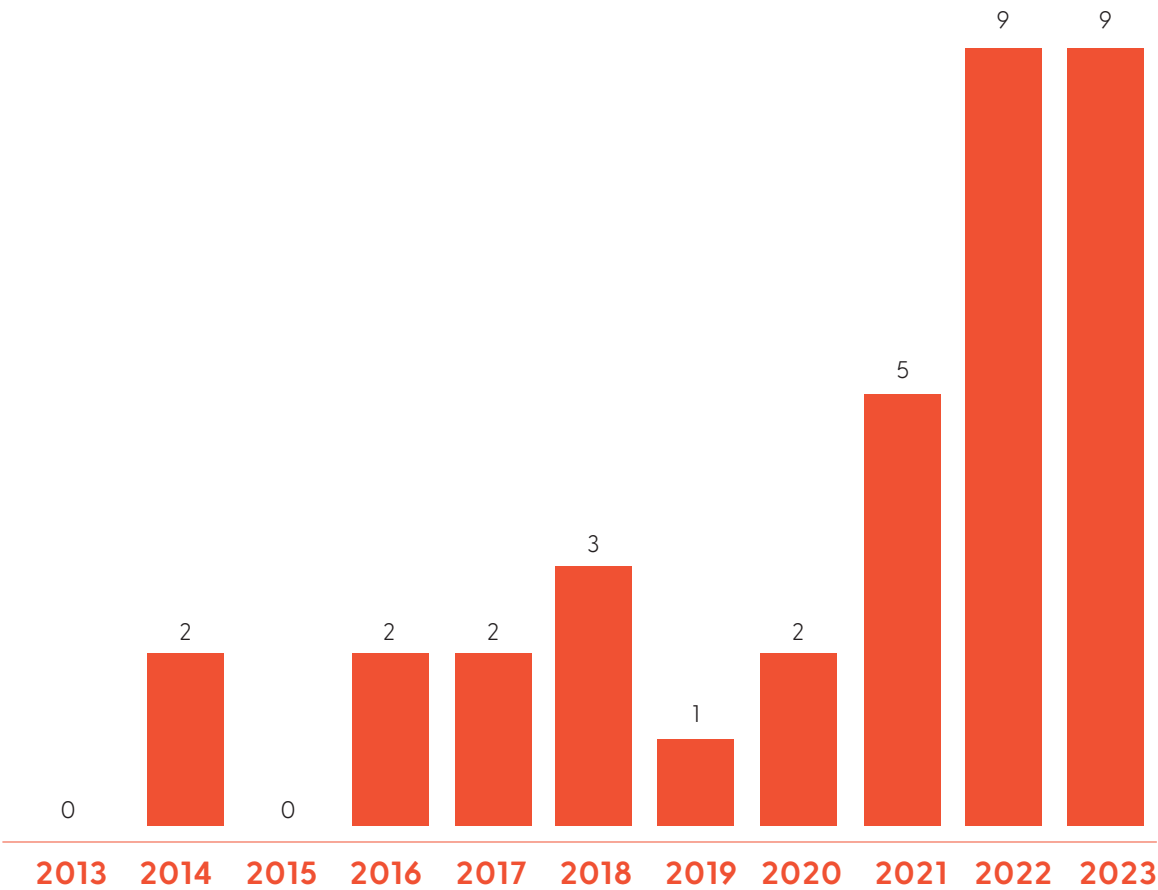


There are 23 new or restored registrants who have not provided practising and workplace information.

Table 17: Geographical distribution in Ireland of practising Advanced Midwife Practitioners, Midwife Prescribers and Midwife Tutors by county (2023 and 2024 net change)

County	Practising 2023	Practising 2024	Net change	% Net change
Cork	2	2	0	0%
Dublin	32	40	8	25%
Galway	12	16	4	33%
Kerry	0	2	2	100%
Kilkenny	1	1	0	0%
Limerick	5	5	0	0%
Louth	10	10	0	0%
Mayo	1	1	0	0%
Sligo	1	1	0	0%
Waterford	1	1	0	0%
Westmeath	0	3	3	100%
Wexford	3	4	1	33%

Figure 31: Newly registered Advanced Midwife Practitioners (2013 to 2023)



Figures above are from 1 January to 31 December

Appendix



Certificates of Current Professional Status (CCPS)

NMBI issues Certificates of Current Professional Status (CCPSs) for nurses and midwives who may wish to register abroad. CCPSs are sent directly from NMBI to the equivalent regulatory authority in the country or state where the nurse or midwife is seeking registration. A nurse or midwife may request more than one CCPS in any one year and may request a separate CCPS for each jurisdiction.

Figure A: Total number of CCPS requests (June 2023 to September 2024)

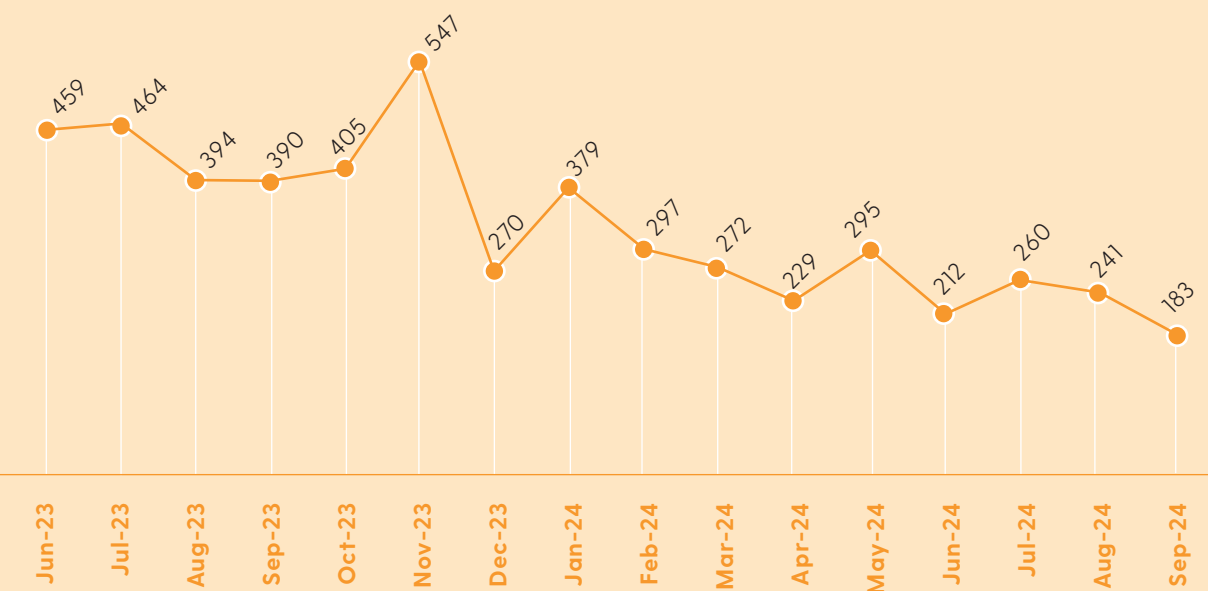
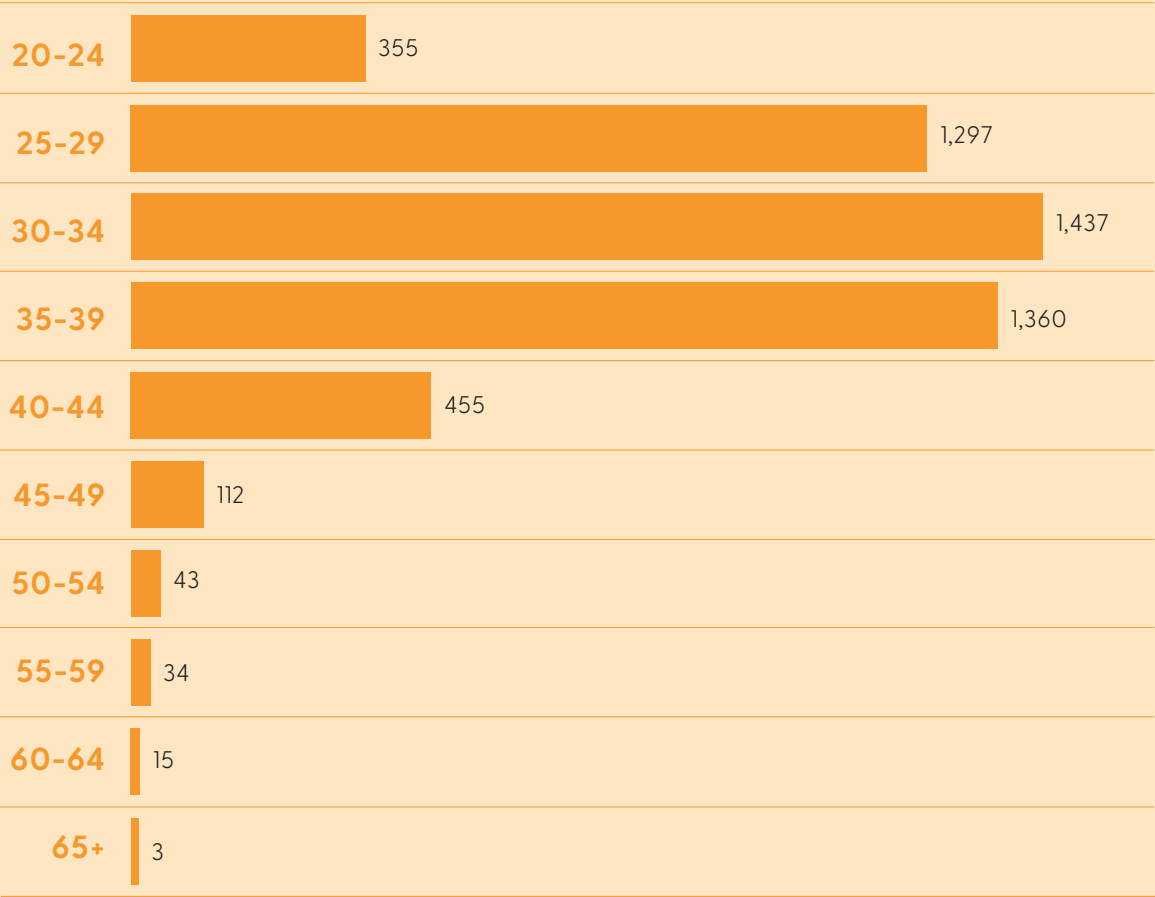


Figure B: Age distribution of CCPS applications (June 2023 to September 2024)



of CCPS applications

Figure C: Top 5 CCPS applications based on nationality (June 2023 to September 2024)



Overseas applicants

Table A: Number of overseas applications (June 2023 to May 2024)

	2023							2024					Total
	June	July	Aug	Sep	Oct	Nov	Dec	Jan	Feb	Mar	Apr	May	
Applications EU	14	17	19	20	11	17	21	9	15	14	16	10	183
Applications Non-EU	465	410	355	390	397	410	412	527	519	574	565	630	5,654
Total	479	427	374	410	408	427	433	536	534	588	581	640	5,837

Figure D: Age distribution of overseas applicants (June 2023 to May 2024)

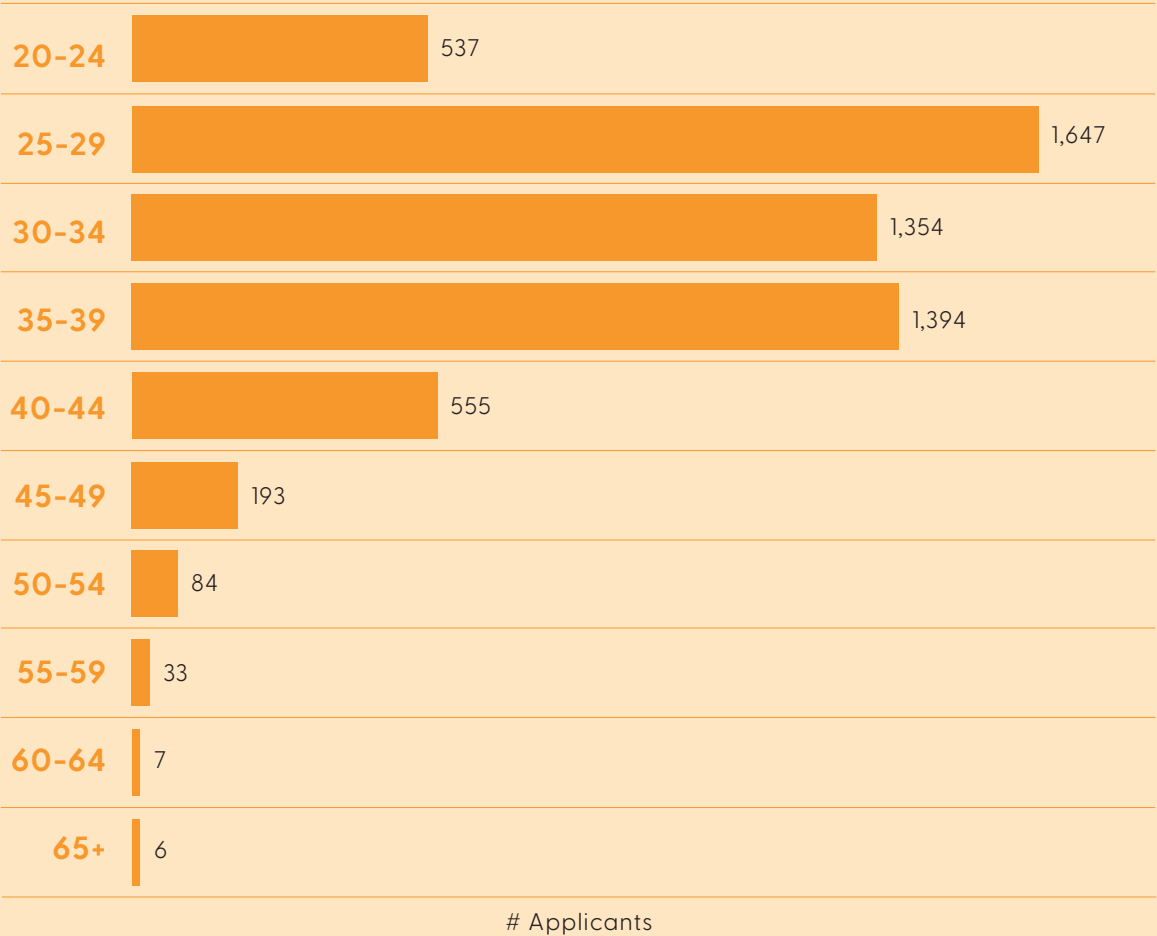


Table B: Number of Decision Letters issued (June 2023 to May 2024)

	2023							2024				
	June	July	Aug	Sep	Oct	Nov	Dec	Jan	Feb	Mar	Apr	May
	June	July	Aug	Sep	Oct	Nov	Dec	Jan	Feb	Mar	Apr	May
DL Issued	512	458	286	342	280	439	391	387	447	395	620	516

Decision letters

To register with NMBI as a nurse or midwife, all applicants who qualified outside Ireland need to complete a two-stage process:

- Recognition of Qualifications
- Registration.

In the first stage, Recognition of Qualifications, an NMBI Education Assessor will assess evidence of the applicant’s education, qualifications and credentials against the NMBI standards and requirements to practise in Ireland. Once the application has been assessed, NMBI will issue the applicant with a Decision Letter.

The Decision Letter will inform the applicant that either their education, qualifications and credentials meet the NMBI standards and requirements to register, or that there is a requirement to complete a compensation measure.

A compensation measure is either a period of paid adaptation undertaken at an approved Irish healthcare facility and subject to an assessment, or an aptitude test that is successfully completed. The compensation measure allows an applicant to demonstrate their competency to meet the NMBI standards and requirements. Once the applicant has completed the compensation measure successfully, the recognition process is complete and they can apply for registration.

Further information about decision letters is available on the [NMBI website](#).



Bord Altranais agus
Cnáimhseachais na hÉireann
Nursing and Midwifery
Board of Ireland