



Bord Altranais agus
Cnáimhseachais na hÉireann
Nursing and Midwifery
Board of Ireland

NMBI

State of the Register 2023

1st June 2023

Contents

Forewords	2
Who we are and what we do	3
Introduction to State of the Register 2023	5
Registration Numbers	7
General Nurses Division Information	15
Children’s Nurses Division Information	20
Psychiatric Nurses Division Information	25
Intellectual Disability Nurses Division Information	30
Midwives Division Information	35
Public Health Nurses Division Information	40
Advanced Nurse Practitioners Division Information	45
Nurse Prescribers Division Information	50
Nurse Tutors Division Information	55
Advanced Midwife Practitioners, Midwife Prescribers and Midwife Tutors Division Information	60
Appendix	69

Forewords



As President of the Nursing and Midwifery Board of Ireland, I am delighted to publish the State of the Register 2023.

Now in its second year, this publication is an important tool for workforce planners, policymakers and our other key stakeholders, as they work to ensure that the Irish healthcare system is equipped to meet the needs of today and the future.

On behalf of the Board, I would like to acknowledge my NMBI colleagues for their commitment to our digitisation programme, which has made this publication possible. In particular, I would like to thank NMBI CEO, Sheila McClelland and Director of Registration, Dr Ray Healy.

I would also like to express my appreciation to our registered nurses and registered midwives for their continued engagement with the annual renewal process. The Board and I would like to thank them for their commitment to the professions and assure them that we will continue to support them in providing high standards of professional practice.

Dr Louise Kavanagh McBride
President
Nursing and Midwifery Board of Ireland



NMBI's aim since the outset of our digitisation programme, has been to ensure that we have modern systems in place to operate efficiently in the best interests of our registrants and the public.

The data we gather through the annual renewal process allows us to share emerging trends in health service staffing, to assist our stakeholders in future planning. This year's publication of the State of the Register report is particularly crucial to NMBI and our healthcare colleagues as we can now provide a comparison to last year and identify areas of growth and potential gaps.

From the data we have gathered in this report, we can see that our Register continues to grow year on year. In the period covered in this report (1 June 2022 to 31 May 2023), there was a 4% increase in the number of nurses and midwives on our Register. There is also a continued increase in the number of new registrants joining our Register. I would like to welcome all those joining and express my appreciation to all our nurses and midwives for their continued care, compassion and professionalism.

Sheila McClelland
Chief Executive
Nursing and Midwifery Board of Ireland

We are

the regulatory body
for the professions
of NURSING
and MIDWIFERY
in Ireland.

Our Vision

is to provide leadership
to registered nurses and
midwives in delivering safe
care through innovative and
proactive professional
regulation.

Our Mission

is to protect the public
and the integrity of the
professions of nursing and
midwifery through the
promotion of high standards
of education, training,
and professional
conduct.

Our Values

define the way we operate as an
organisation and shape our culture.
In all that we do we endorse and strive
to live the core nursing and midwifery
values of compassion, care and commitment,
which are at the heart of the professions, and
we work to ensure they are at the heart
of NMBI, for the good of registrants
and our colleagues within
the organisation.

What we do

In our role as the regulator for the professions of nursing and midwifery and in fulfilling our mission, we:

- maintain the [Register of Nurses and Midwives](#) and a Candidate Register for student nurses and midwives
- set the [standards](#) for the education of nurses and midwives
- approve programmes of education necessary for registration and monitor these programmes on an ongoing basis
- support our registrants by providing appropriate guidance on professional conduct and ethics for both registered nurses and midwives
- investigate and consider [complaints](#) against nurses and midwives.

Our role in setting standards and providing guidance for approximately 85,000 registered nurses and midwives in Ireland focuses on public safety. We work collaboratively with the Department of Health, employers, managers, representative bodies, educators, other regulatory bodies and our registrants.

Introduction

NMBI is proud to publish the State of the Register 2023. Now in its second year, the report provides an insight into the number of nurses and midwives who are registered, practising and patient-facing in Ireland. It also provides an age profile of our registrants and the counties in which they are working.

This publication aims to share valuable data to assist workforce planners, policymakers and the healthcare system as a whole, to make evidence-based decisions in the interest of the public and the professions.

This year's report provides interesting insights, particularly as we now have two reporting periods to compare.

As part of the annual renewal process, nurses and midwives were required to provide workplace information and state whether they are practising and patient-facing in each division they are registered in. It is important to remember that this information is self-declared, which may result in some subjectivity.

For the purpose of this publication, some assumptions were made about the data available. The primary assumption was that nurses and midwives who joined the Register in the last twelve months did so to practise; therefore, where possible, these new registrants have been incorporated into the 'practising' data presented throughout. We believe this is a reasonable assumption, making the data applicable to the current workforce.

An overview of the numbers

The data in this report was compiled on 1 June 2023 and covers the 12-month period from 1 June 2022 to 31 May 2023.

As of 1 June 2023, there are **84,948** nurses and midwives on NMBI's Register. This accounts for an increase of 4% on the previous year and is the largest number of registrants held by NMBI.

We have also seen a similar increase in the number of practising and patient-facing registrants. There are **79,489** practising (an increase of 5%) and **70,969** patient-facing registrants (an increase of 7%).

On a divisional level, there was an increase in the number of registered General Nurses (5%); and a slight increase in the number of Psychiatric Nurses (0.2%) and Intellectual Disability Nurses (0.2%). While the numbers registered in the Children's Nurses division have decreased overall (down 0.1%), the numbers practising and patient-facing have increased. The same is true for the numbers registered in the Midwives division, down overall (down 3.5%), but with an increase in those practising and the number patient-facing.

The 2023 figures show a **27%** year on year increase (total in this period of 6,257) increase in new registrants joining the NMBI Register. New registrants include nurses and midwives qualified in Ireland, the EU and non-EU countries. The majority of

registrants entering the register for the first time in the past year came from non-EU countries. In the period of this report, **1,584** new registrants qualified in Ireland (up 2%), **4,542** qualified outside the EU (up 50%) and **131** qualified in EU countries (down 64%). It is important to note that since 2022, UK registrants are no longer included in the EU figures.

The report shows an increase in the number of registrations in the post-primary divisions of the Register. In the advanced practice divisions, there was a 23% increase in Advanced Nurse Practitioners and a 43% increase in Advanced Midwife Practitioners. Nurse Prescribers increased by 14%, and Midwife Prescribers increased by 32%. The number of registered Public Health Nurses increased by 2%.

Nurses and midwives who are educated outside of Ireland play an essential role in the Irish health system. From 1 June 2022 to 31 May 2023, NMBI issued **10,679** Decision Letters to overseas applicants. Decision Letters are the first step in the process of ultimately applying to the Register and in the majority of cases, allows the applicants who qualified outside Ireland to fulfil a compensation measure to complete the registration requirements.

Other relevant data is provided in the Appendix section of this report.



Current Registration
Numbers

Current Registration Numbers

As of 1 June 2023 there are **84,948** registrants on the Register

79,489

are currently practising

+

5,459

not currently practising

Of the **79,489** currently practising, there are **6,257** new registrants



Patient-facing registrants

70,969

are patient-facing

8,520

are not currently patient-facing



Gender breakdown
(of those practising)

71,456

FEMALE

8,030

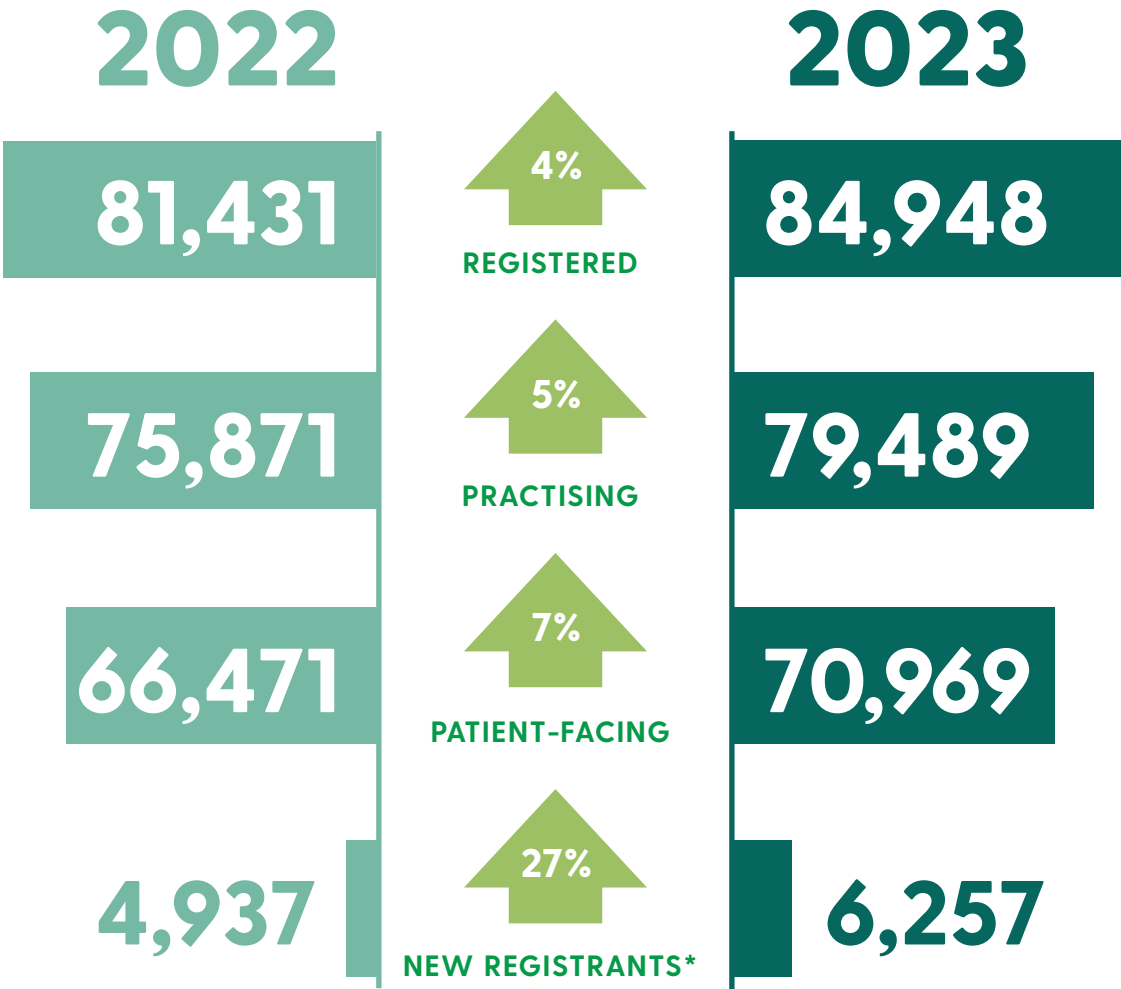
MALE

3

PREFER NOT TO SAY



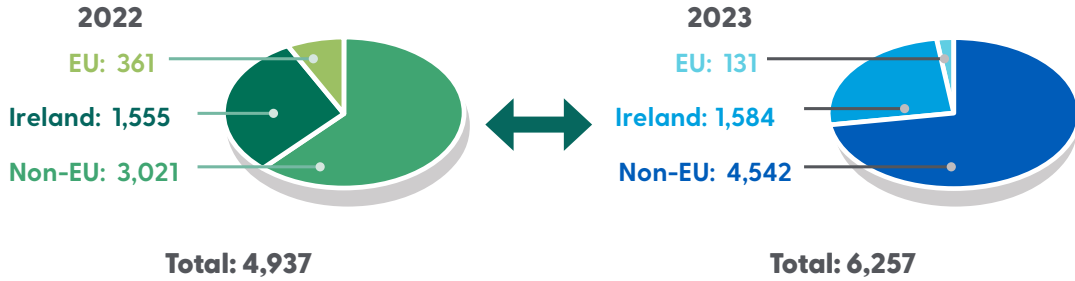
Registration Numbers - Comparison



*New registrants include Irish, EU and Non-EU qualified nurses and midwives.

First time registrants

Figure 1 Number of new first time registrations



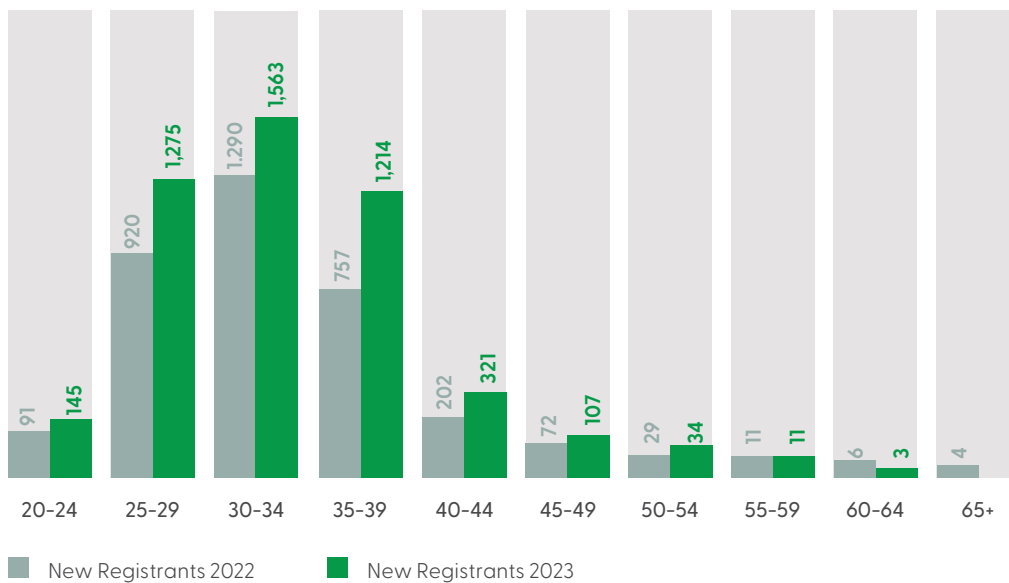
UK registrants are not included in the EU figure since 2022.

Table 1 Top 5 countries of education of new registrants

2022				2023			
1		India	2,364	1		India	3,272
2		Ireland	1,555	2		Ireland	1,584
3		Philippines	391	3		Philippines	560
4		UK	250	4		UK	232
5		Zimbabwe	132	5		Zimbabwe	169











There were new registrants from 62 different countries of education.

Figure 2 Age distribution of new EU and non-EU registrants



All registrants

Table 2 Top five countries* in relation to nationalities on the NMBI Register

2022				2023			
1		Ireland	54,544	1		Ireland	54,144
2		India	11,957	2		India	15,060
3		Philippines	5,912	3		Philippines	6,348
4		UK	3,362	4		UK	3,296
5		Nigeria	680	5		Nigeria	779

*There are 117 nationalities on the NMBI Register. Nationality is captured at the time of registration and it is the responsibility of the registrant to update NMBI of any changes.

Figure 3 Age distribution of all registrants

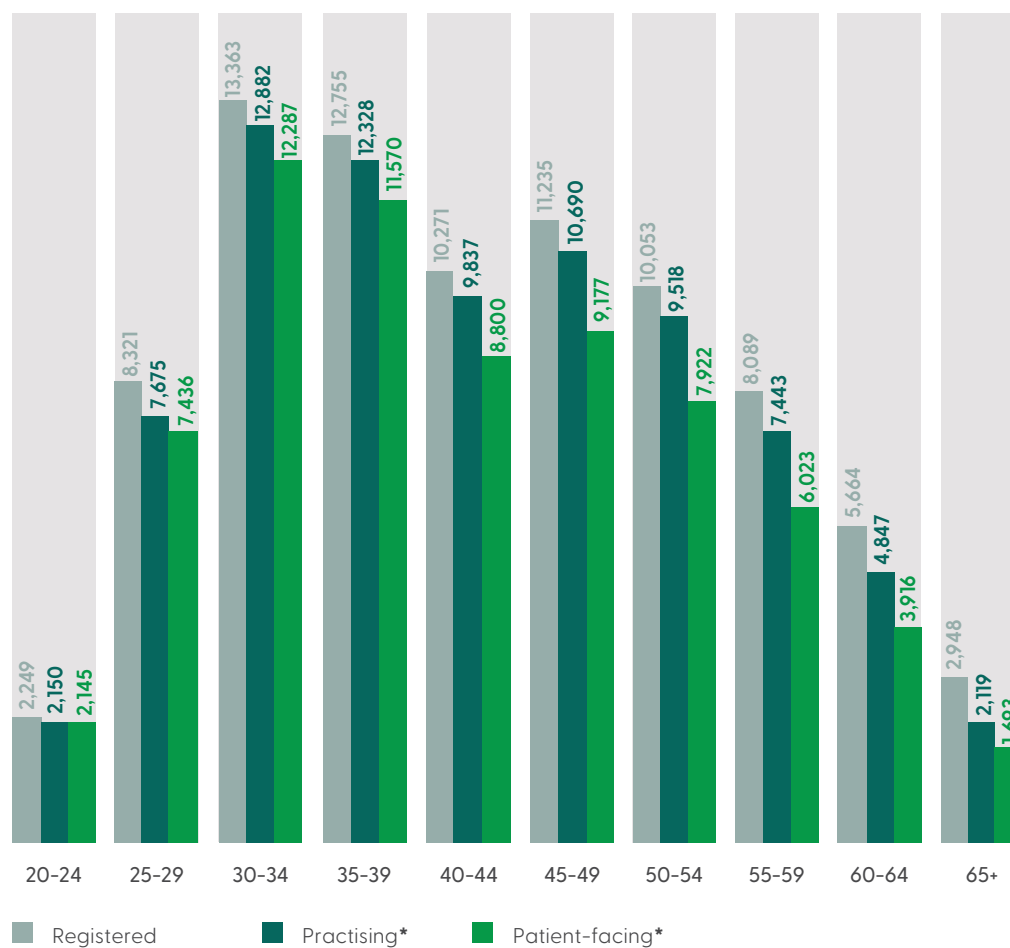


Table 3 Breakdown of practising/patient-facing registrants by age group (1 June 2022 to 31 May 2023)

Age Range	All registrants	Practising*	Patient-facing*	% Practising	% Patient-facing
20-24	2,249	2,150	2,145	95.60%	95.38%
25-29	8,321	7,675	7,436	92.24%	89.36%
30-34	13,363	12,882	12,287	96.40%	91.95%
35-39	12,755	12,328	11,570	96.65%	90.71%
40-44	10,271	9,837	8,800	95.77%	85.68%
45-49	11,235	10,690	9,177	95.15%	81.68%
50-54	10,053	9,518	7,922	94.68%	78.80%
55-59	8,089	7,443	6,023	92.01%	74.46%
60-64	5,664	4,847	3,916	85.58%	69.14%
65+	2,948	2,119	1,693	71.88%	57.43%
Total	84,948	79,489	70,969	93.57%	83.54%

*Information on practising and patient-facing is self-declared during the annual renewal process.

Table 4 Breakdown of practising/patient-facing registrants by age group (1 June 2021 to 31 May 2022)

Age Range	All registrants	Practising*	Patient-facing *	% Practising	% Patient-facing
20-24	2,188	2,122	2,109	96.98%	96.39%
25-29	8,119	7,640	7,295	94.10%	89.85%
30-34	12,354	11,893	11,190	96.27%	90.58%
35-39	11,003	10,574	9,745	96.10%	88.57%
40-44	10,007	9,530	8,321	95.23%	83.15%
45-49	11,435	10,835	9,173	94.75%	80.22%
50-54	9,649	9,056	7,390	93.85%	76.59%
55-59	8,037	7,366	5,823	91.65%	72.45%
60-64	5,739	4,816	3,828	83.92%	66.70%
65+	2,900	2,039	1,597	70.31%	55.07%
Total	81,431	75,871	66,471	93.17%	81.63%

* Information on practising and patient-facing is self-declared during the annual renewal process

Figure 4 Geographical workplace of all registrants

Registrants not included in the map below
 We do not have workplace information for 5,218 new registrants. Additionally, there are 2,552 practising nurses working abroad, mainly Australia, UK, UAE, USA.

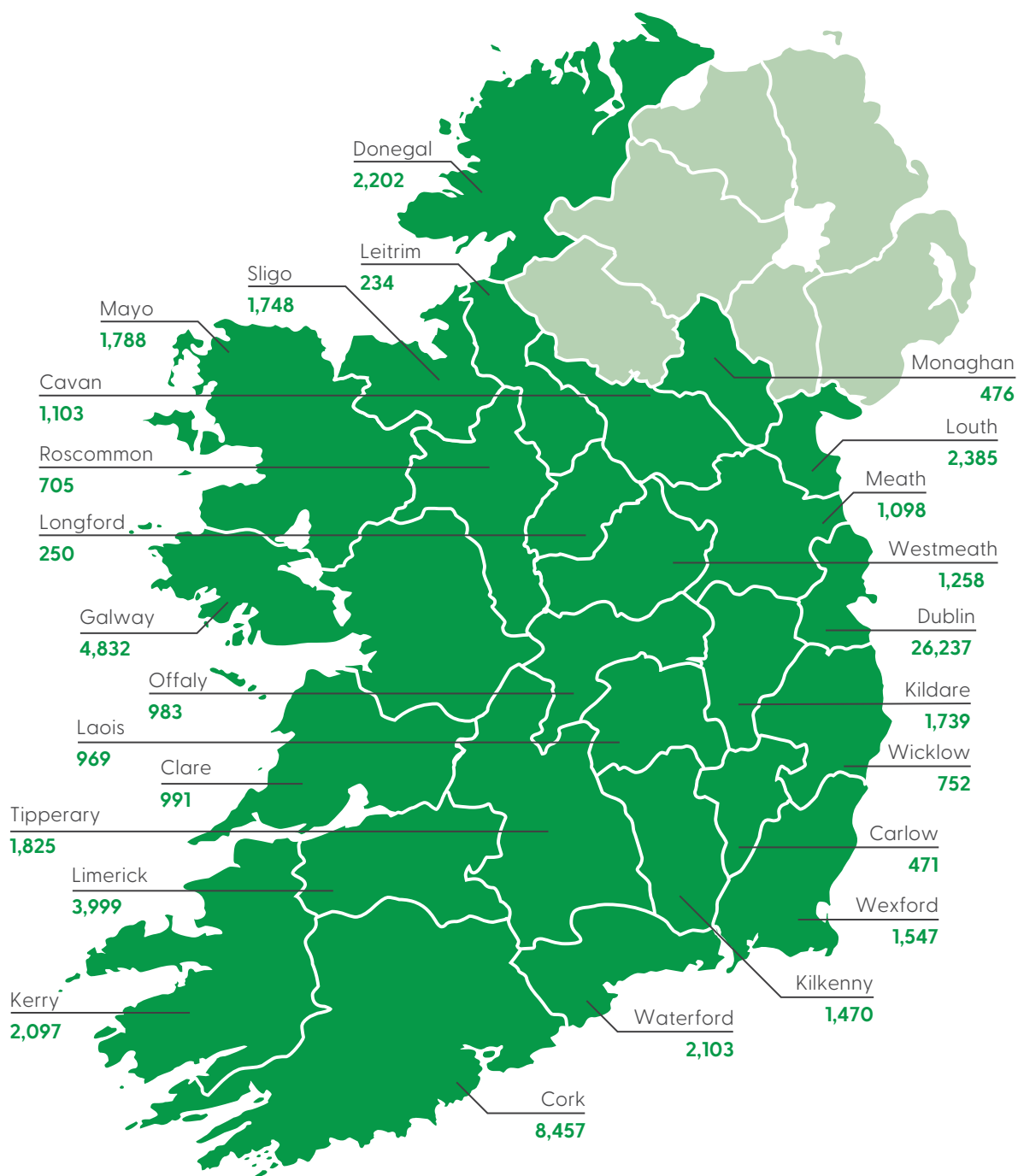



Table 5 Breakdown of registered/practising/patient-facing by division

Division	Registered	Practising	Patient-facing
Advanced Midwife Practitioners	30	19	17
Advanced Nurse Practitioners	809	605	573
Children's Nurses	4,975	3,458	3,044
General Nurses	71,239	57,295	50,951
Intellectual Disability Nurses	5,169	4,026	3,315
Midwife Prescribers	83	34	31
Midwife Tutors	27	15	3
Midwives	9,316	4,574	3,905
Nurse Prescribers	2,221	1,425	1,326
Nurse Tutors	787	552	126
Psychiatric Nurses	9,211	7,472	6,537
Public Health Nurses	2,721	2,286	1,903
Grand Total*	106,629	81,771	71,738

* Please note that one nurse or midwife could be registered/practising/patient-facing in multiple divisions of the Register. Information on practising and patient-facing is self-declared during the annual renewal process.

Table 6 Breakdown of registered by division (2022 and 2023 net change)

Division	Registered 2022	Registered 2023	Net change	% Net change
Advanced Midwife Practitioners	21	30	+9	+43%
Advanced Nurse Practitioners	657	809	+152	+23%
Children's Nurses	4,982	4,975	-7	-0.1%
General Nurses	68,008	71,239	+3,231	+5%
Intellectual Disability Nurses	5,161	5,169	+8	+0.2%
Midwife Prescribers	63	83	+20	+32%
Midwife Tutors	22	27	+5	+23%
Midwives	9,661	9,316	-345	-4%
Nurse Prescribers	1,945	2,221	+276	+14%
Nurse Tutors	773	787	+14	+2%
Psychiatric Nurses	9,197	9,211	+14	+0.2%
Public Health Nurses	2,658	2,721	+63	+2%
Grand Total*	103,148	106,629	+3,481	+3%



General Nurses
Division Information

Current General Nurses Division Information

As of 1 June 2023 there are **71,239** registered in this division

In the last 12 months

5,494

were added to the
General Nurses division

57,295

are currently practising
in the division.

Of the new registrants there
are **4,277** that we do not have
practising information on

+

9,667

have declared they are
not currently practising
in the division

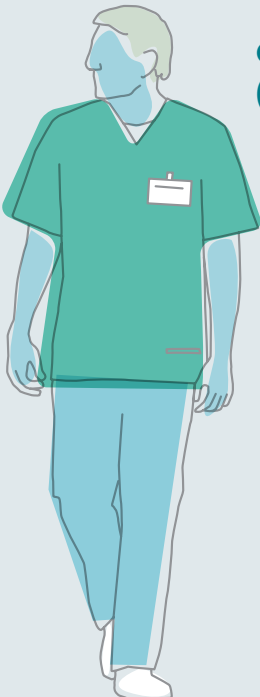


Patient-facing registrants

50,951*

in patient-facing roles

* This will be higher as we do not have
information on the **4,277** new registrants



Gender breakdown (of those practising)

52,140

FEMALE

5,153

MALE

2

PREFER NOT TO SAY

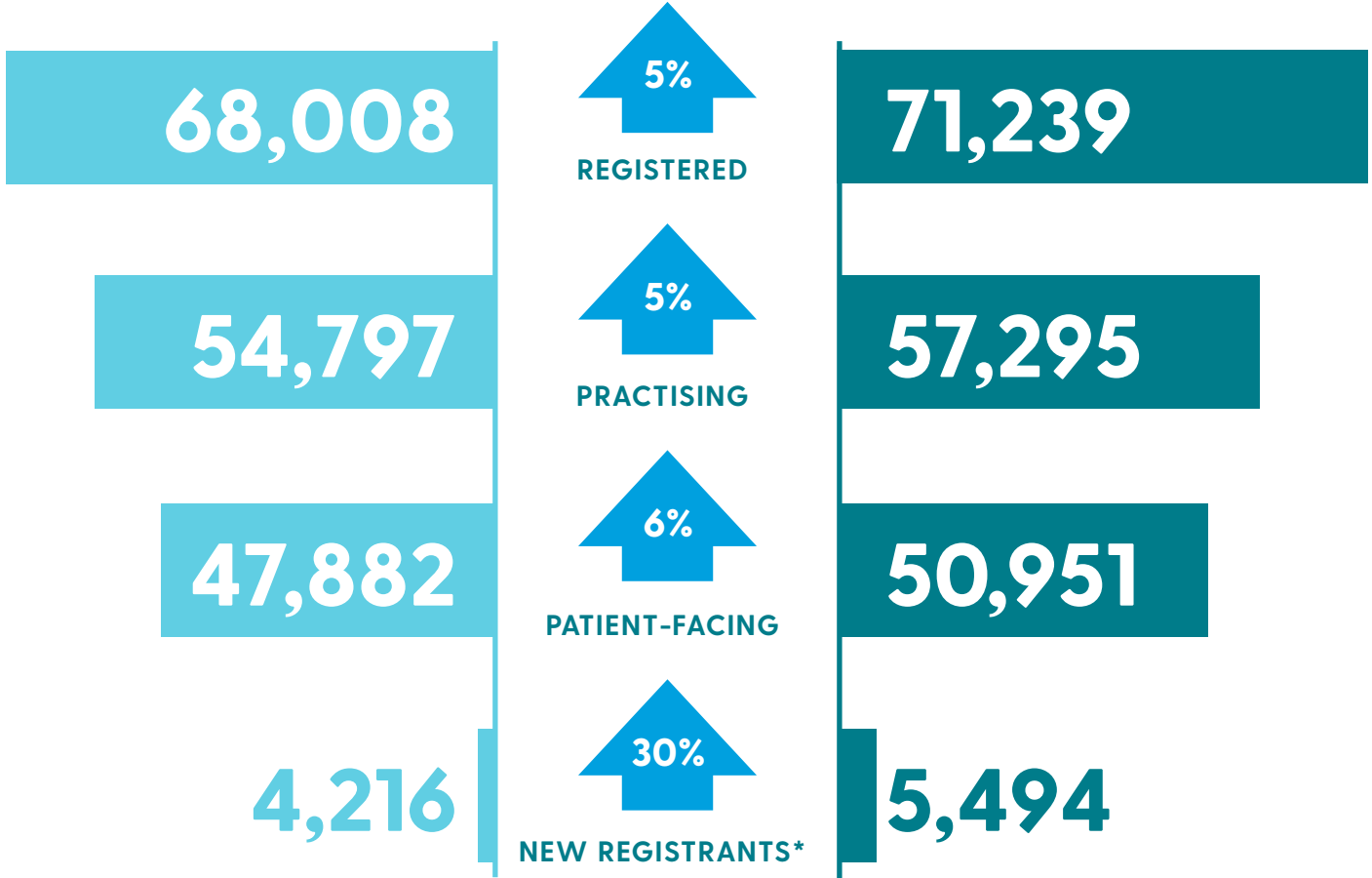


General Nurses Division Comparison



2022

2023



*New registrants include Irish, EU and Non-EU qualified nurses and midwives.

Figure 5 Age distribution of General Nurses division

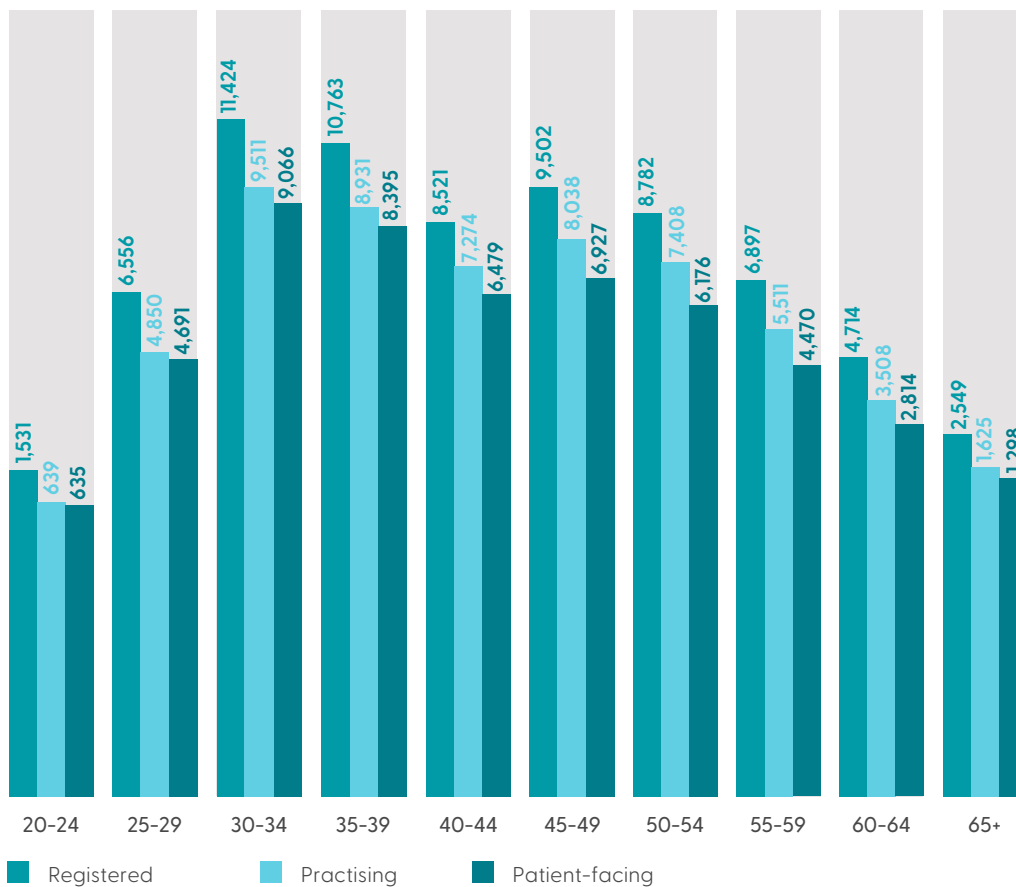
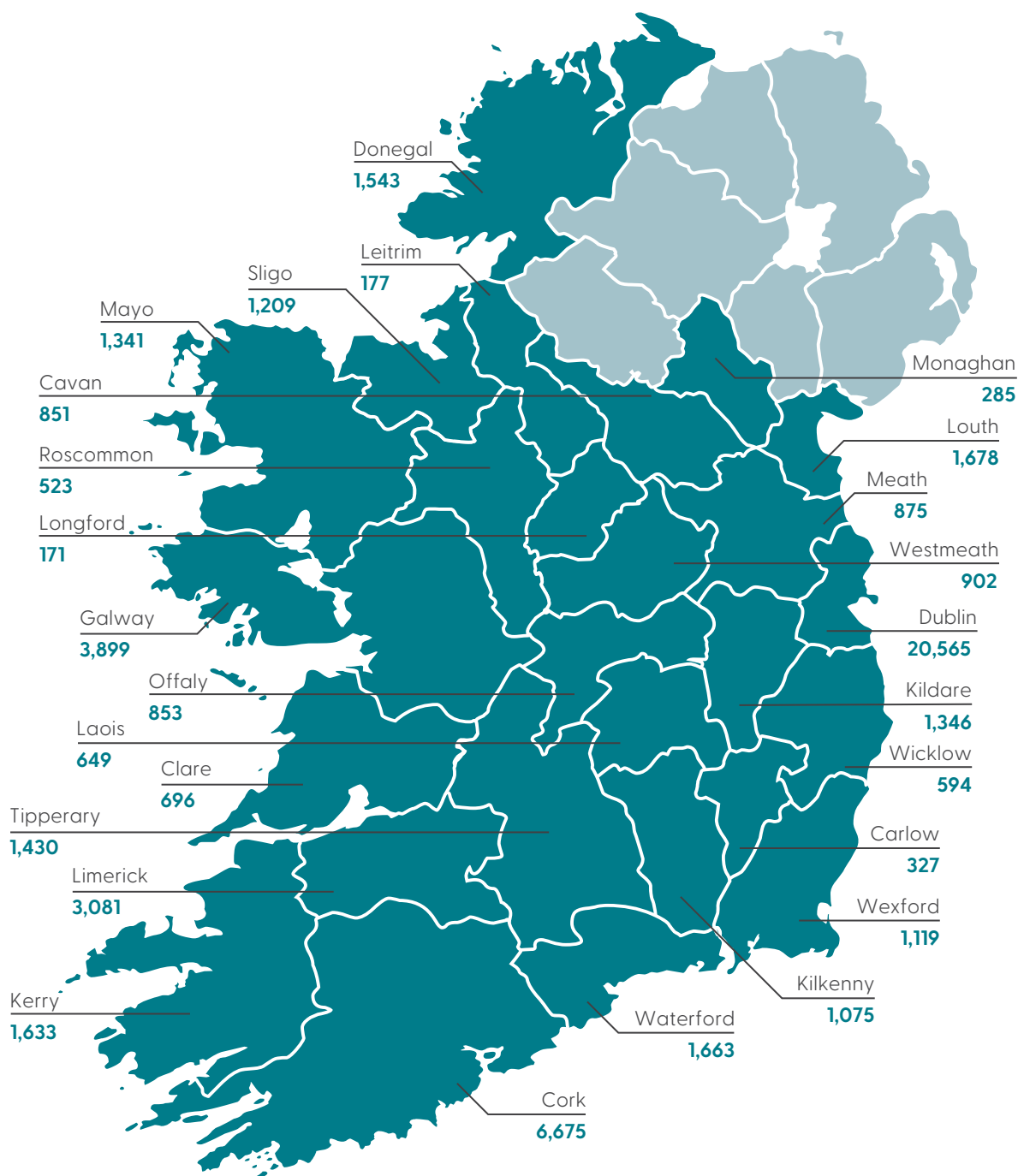



Figure 6 Geographical distribution in Ireland of practising General Nurses

Registrants not included in the map below
 We do not have workplace information for 4,334 registrants. There are 2,078 practising General Nurses working abroad, mainly Australia, UK, USA and UAE.





Children's Nurses
Division Information

Current Children's Nurses Division Information

As of 1 June 2023 there are **4,975** registrants in this division

In the last 12 months

206

were added to the
Children's Nurses division

3,458

are currently practising
in the division.

Of the new registrants there
are **150** that we do not have
practising information on

+

1,367

have declared they are
not currently practising
in the division

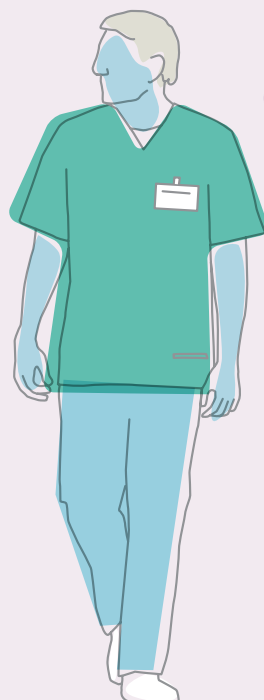


Patient-facing registrants

3,044*

in patient-facing roles

* This could be higher as we do not have
information on the **150** new registrants



Gender breakdown (of those practising)

3,378

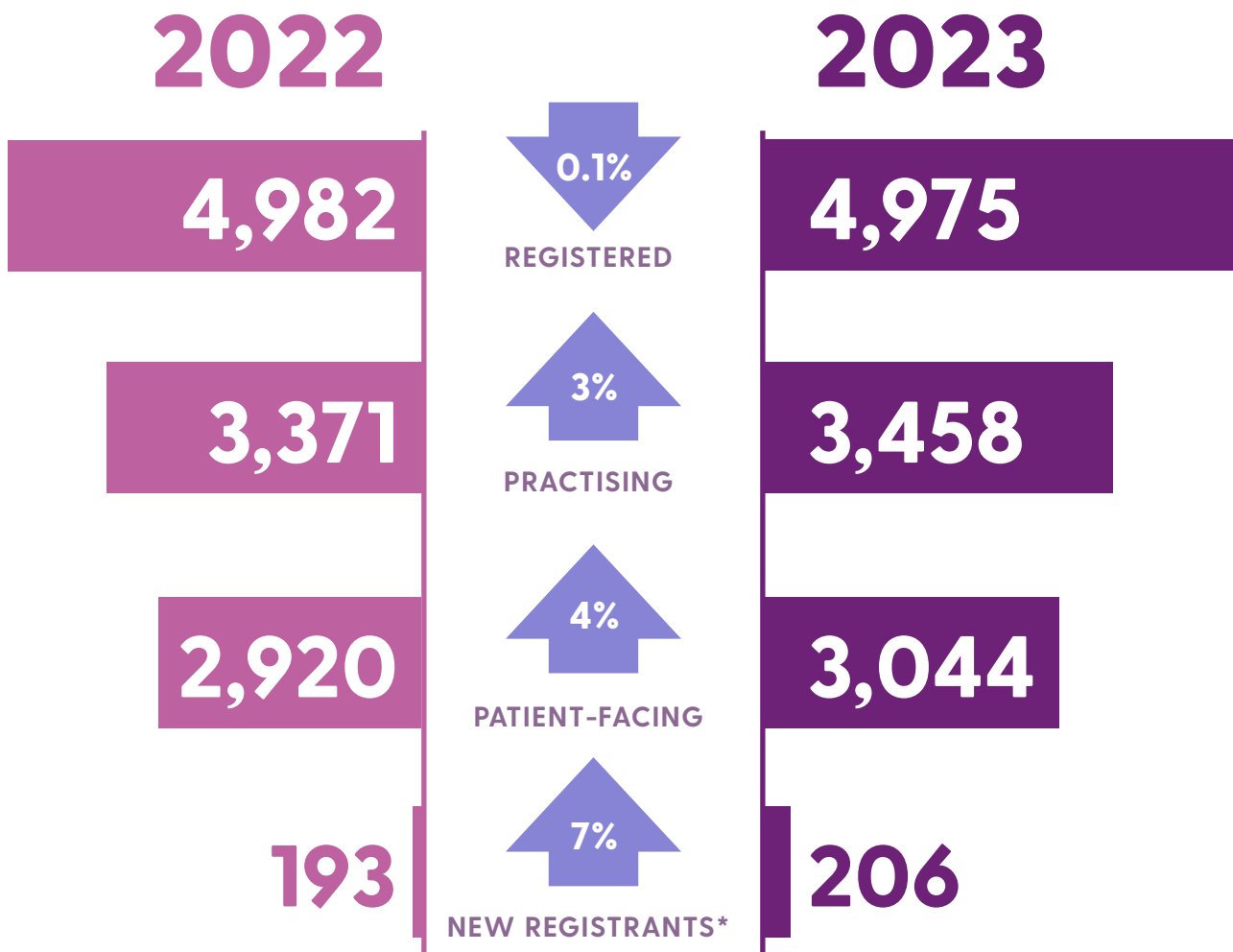
FEMALE

80

MALE



Children's Nurses Division Comparison



*New registrants include Irish, EU and Non-EU qualified nurses and midwives.

Figure 7 Age distribution of Children's Nurses division

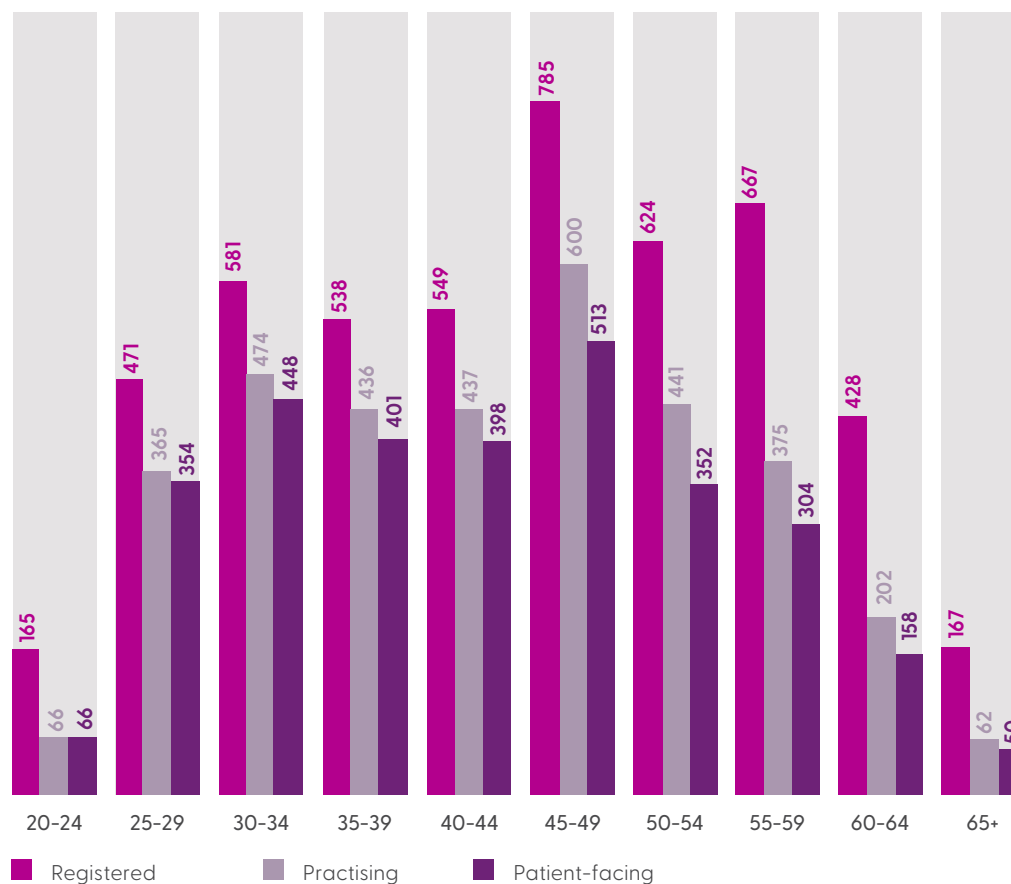
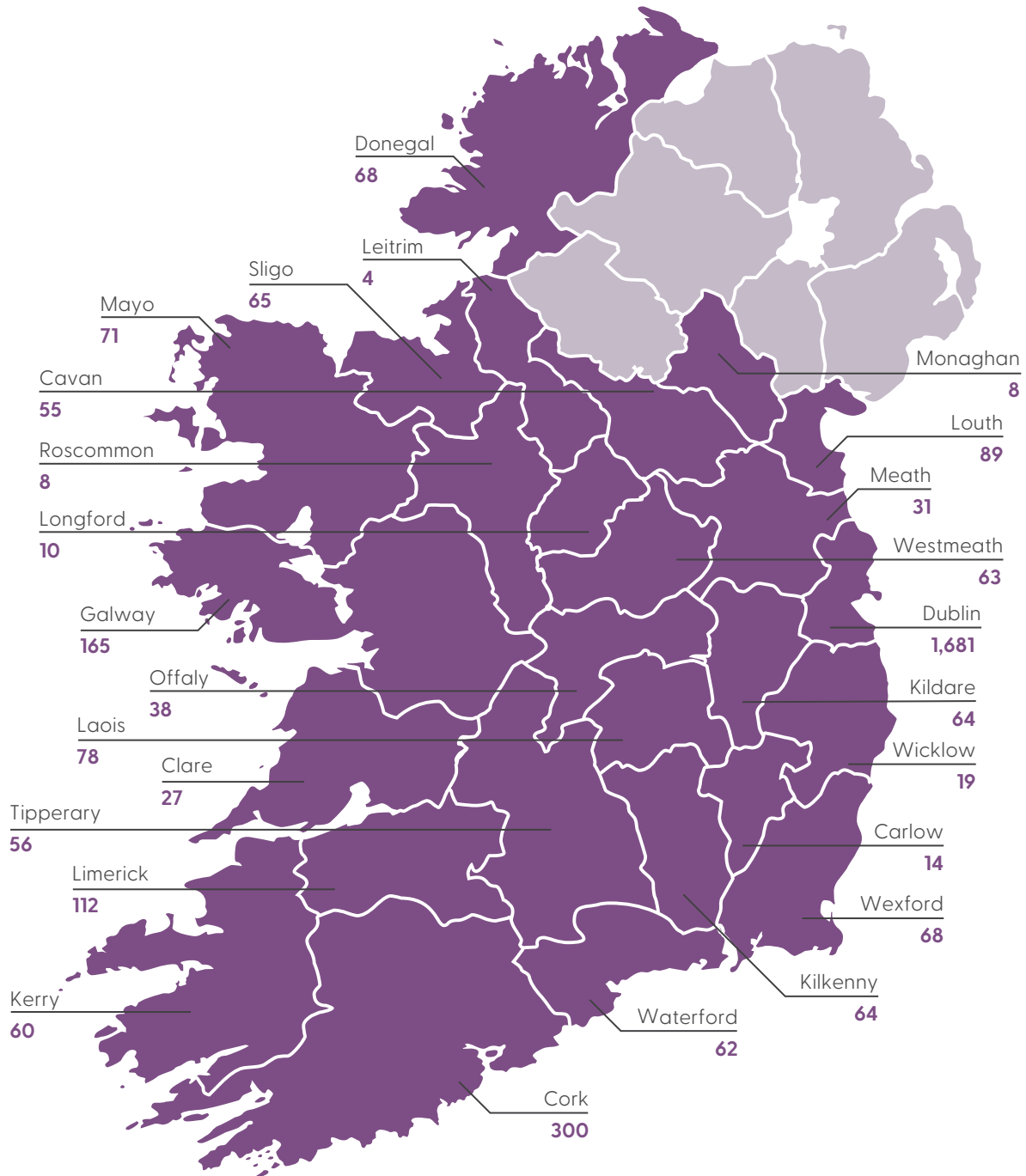



Figure 8 Geographical distribution in Ireland of practising Children’s Nurses

Registrants not included in the map below

We do not have workplace information for 158 registrants. There are 170 practising Children’s Nurses working abroad, mainly UK and Australia.





Psychiatric Nurses
Division Information

Current Psychiatric Nurses Division Information

As of 1 June 2023 there are **9,211** registered in this division

In the last 12 months

429

were added to the
Psychiatric Nurses division

7,472

are currently practising
in the division.

Of the new registrants there
are **374** that we do not have
practising information on

+

1,365

have declared they are
not currently practising
in the division



Patient-facing registrants

6,537*

in patient-facing roles

* This will be higher as we do not have
information on the **374** new registrants

**Gender breakdown
(of those practising)**

5,457

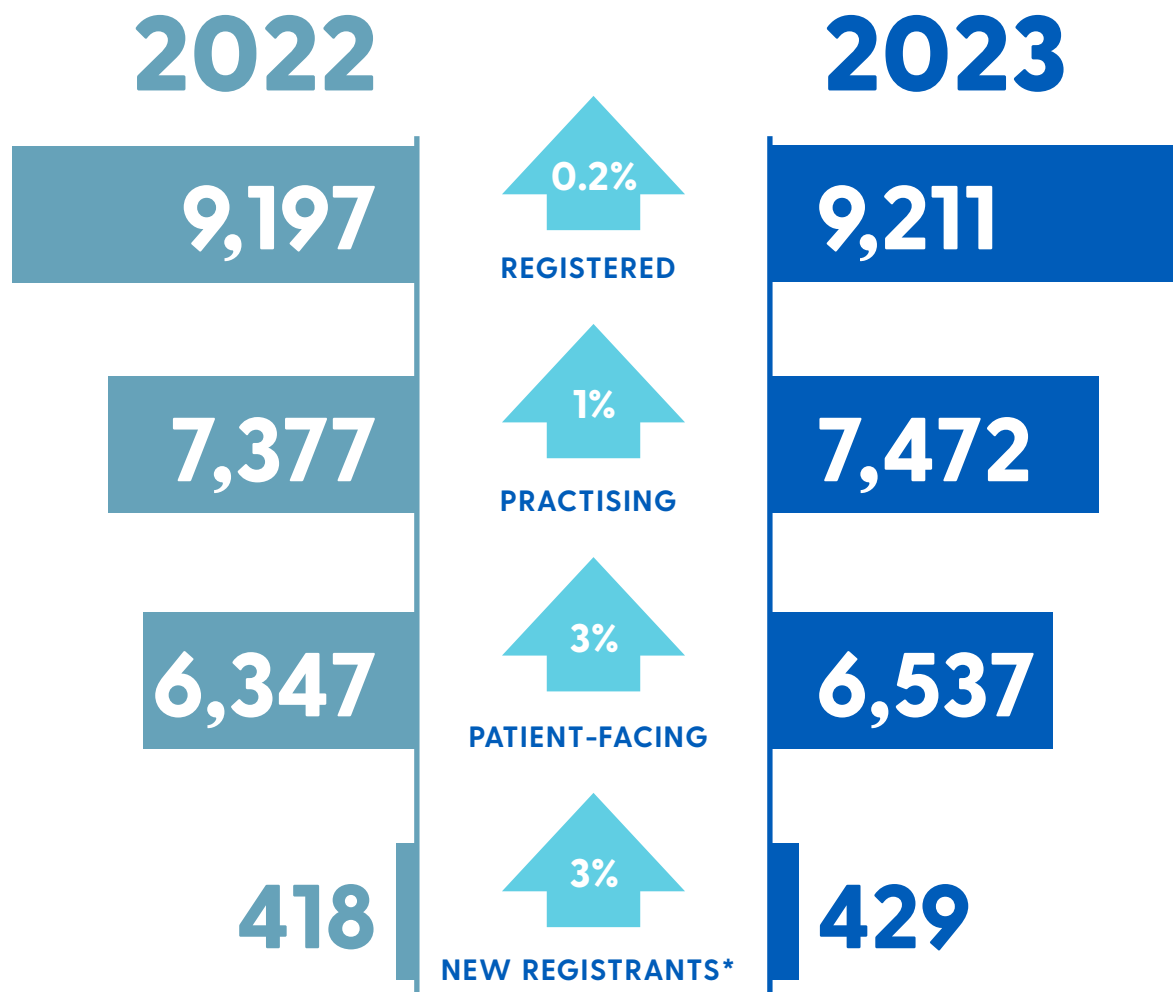
FEMALE

2,015

MALE



Psychiatric Nurses Division Comparison



*New registrants include Irish, EU and Non-EU qualified nurses and midwives.

Figure 9 Age distribution of Psychiatric Nurses division

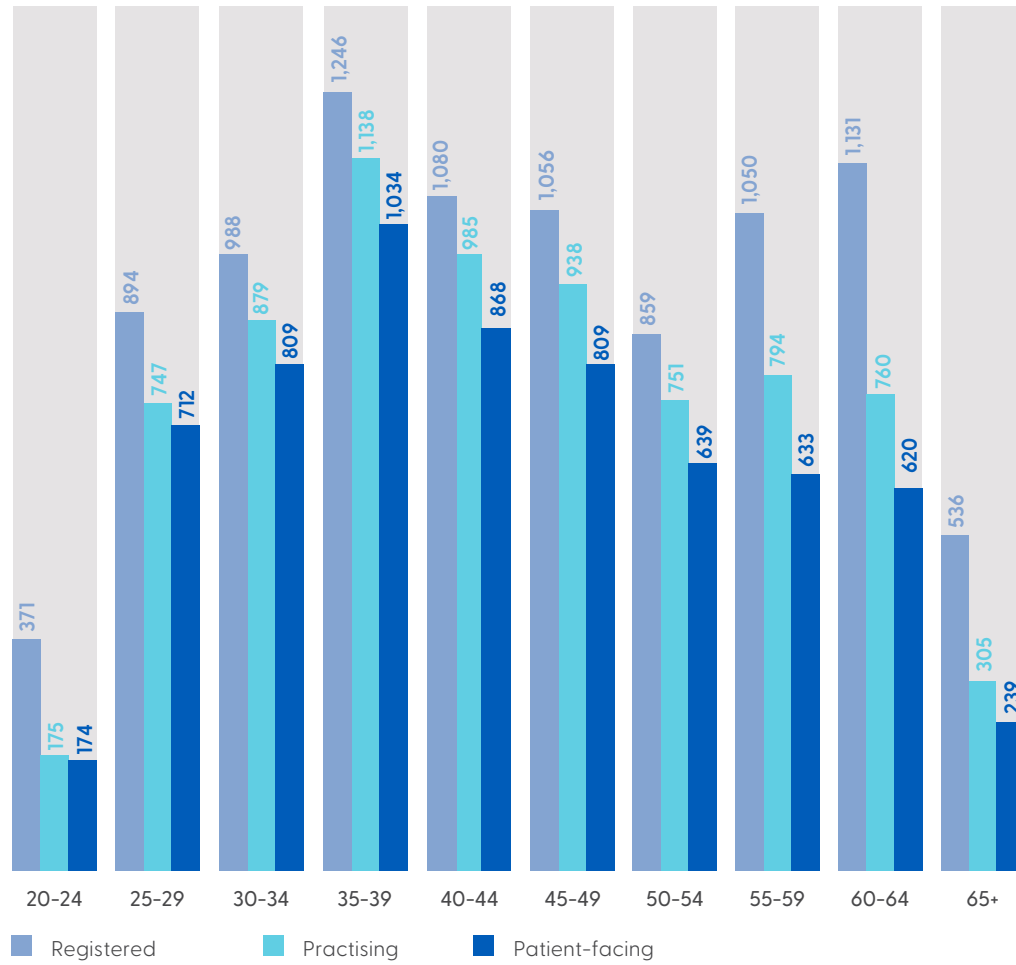
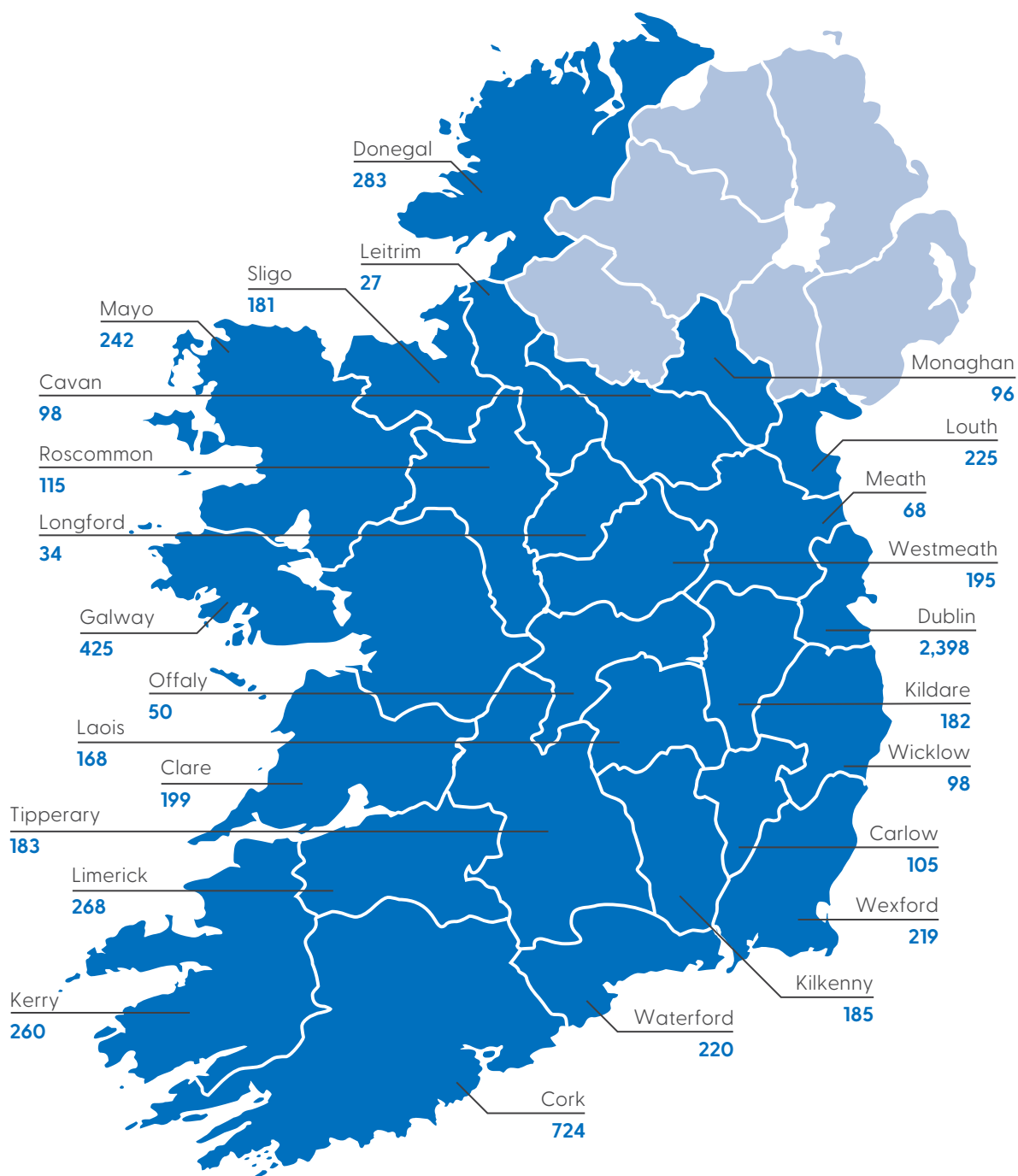


Figure 10 Geographical distribution in Ireland of practising Psychiatric Nurses

Registrants not included in the map below
 We do not have workplace information for 387 registrants. There are 211 practising Psychiatric Nurses working abroad, mainly Australia and UK.





Intellectual Disability Nurses
Division Information

Current Intellectual Disability Nurses Division Information

As of 1 June 2023 there are **5,169** registered in this division

In the last 12 months

179

were added to the Intellectual Disability Nurses division

4,026

are currently practising in the division.

Of the new registrants there are **152** that we do not have practising information on

+

991

have declared they are not currently practising in the division



Patient-facing registrants

3,315*

in patient-facing roles

* This will be higher as we do not have information on the **152** new registrants

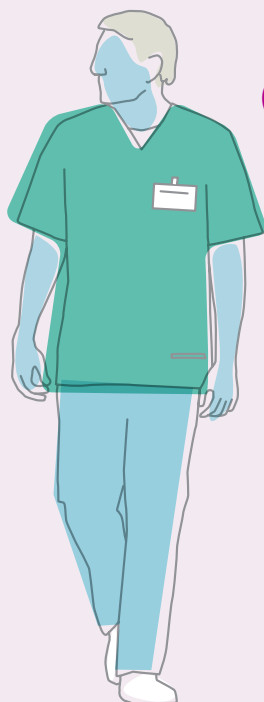
Gender breakdown (of those practising)

3,639

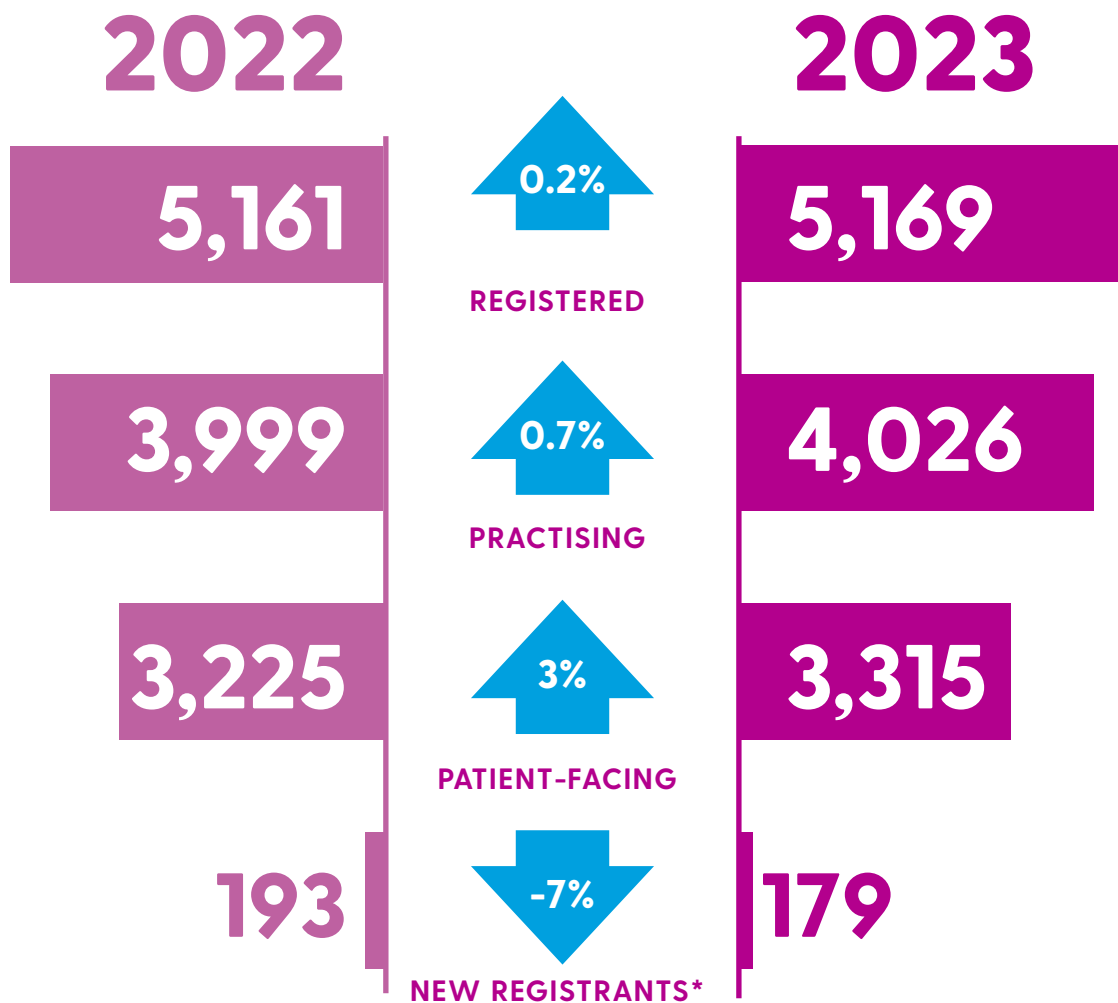
FEMALE

387

MALE



Intellectual Disability Nurses Division Comparison



*New registrants include Irish, EU and Non-EU qualified nurses and midwives.

Figure 11 Age distribution of Intellectual Disability Nurses division

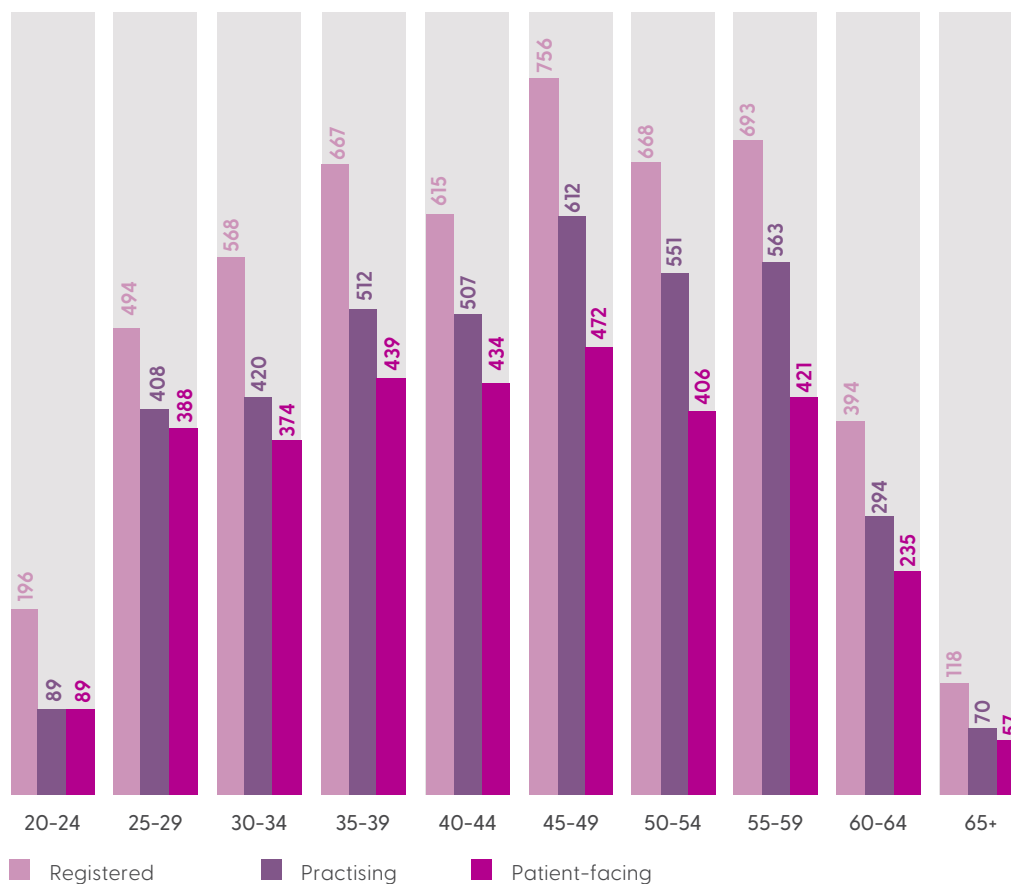
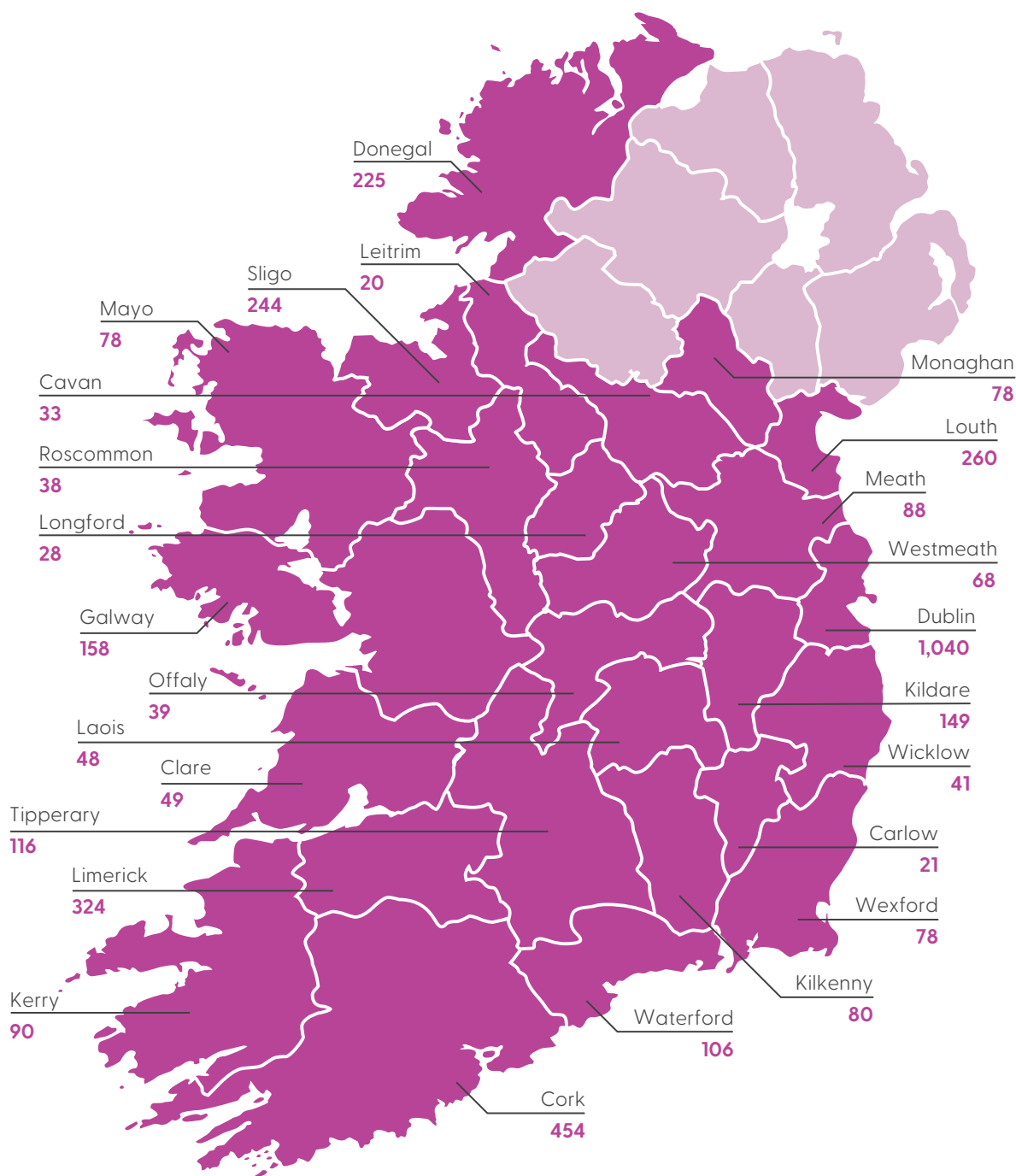


Figure 12 Geographical distribution in Ireland of Intellectual Disability Nurses

Registrants not included in the map below
 We do not have workplace information for 161 registrants. There are 64 practising ID Nurses working abroad, mainly UK and Australia



Current Midwives Division Information

As of 1 June 2023 there are **9,316** registered in this division

In the last 12 months

316

were added to the Midwives division

4,574

are currently practising in the division.

Of the new registrants there are **231** that we do not have practising information on

+

4,511

have declared they are not currently practising in the division



Patient-facing registrants

3,905*

in patient-facing roles

* This will be higher as we do not have information on the **231** new registrants

Gender breakdown (of those practising)

4,552

FEMALE

21

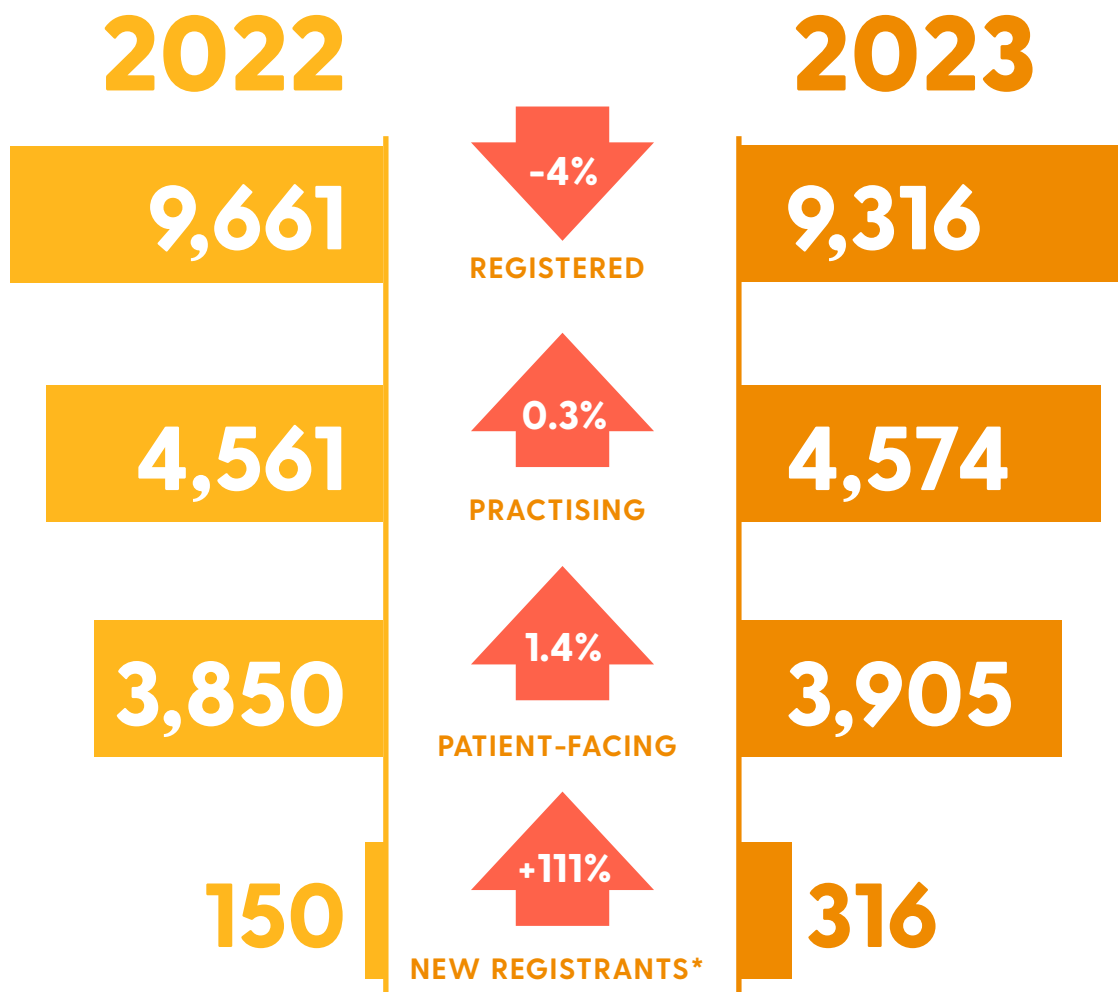
MALE

1

PREFER NOT TO SAY



Midwives Division Comparison



*New registrants include Irish, EU and Non-EU qualified nurses and midwives.

Figure 13 Age distribution of Midwives division

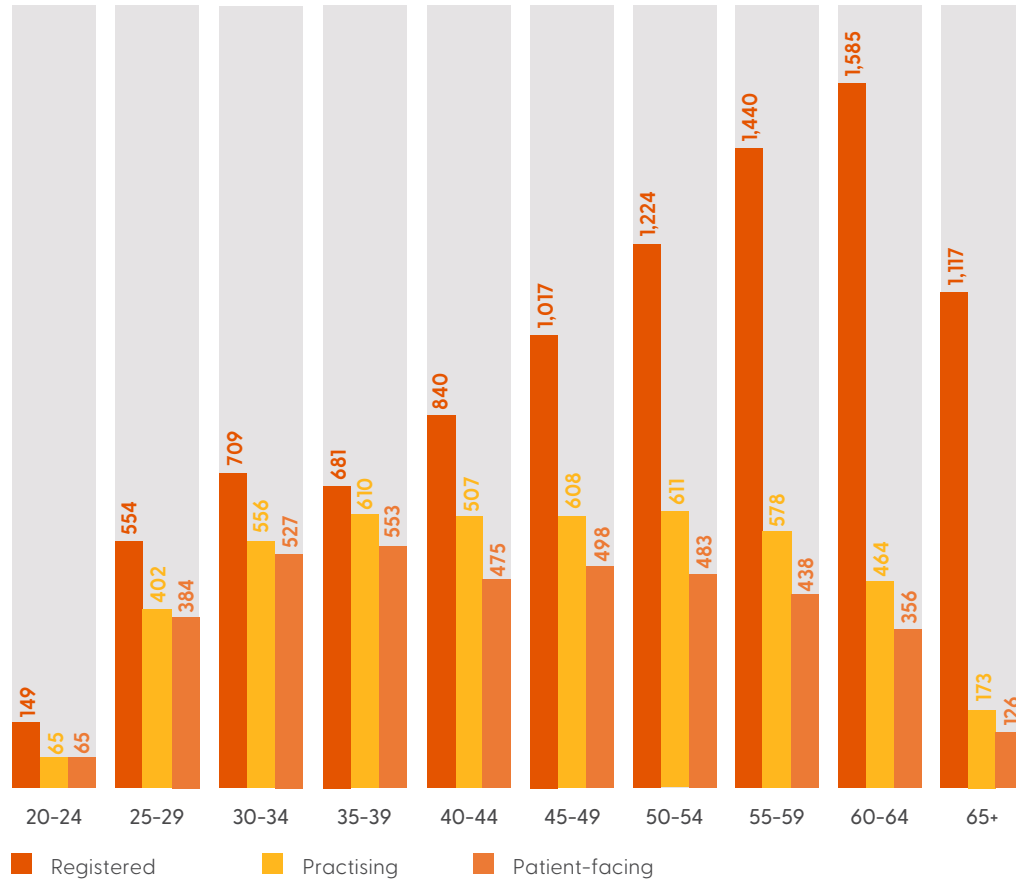
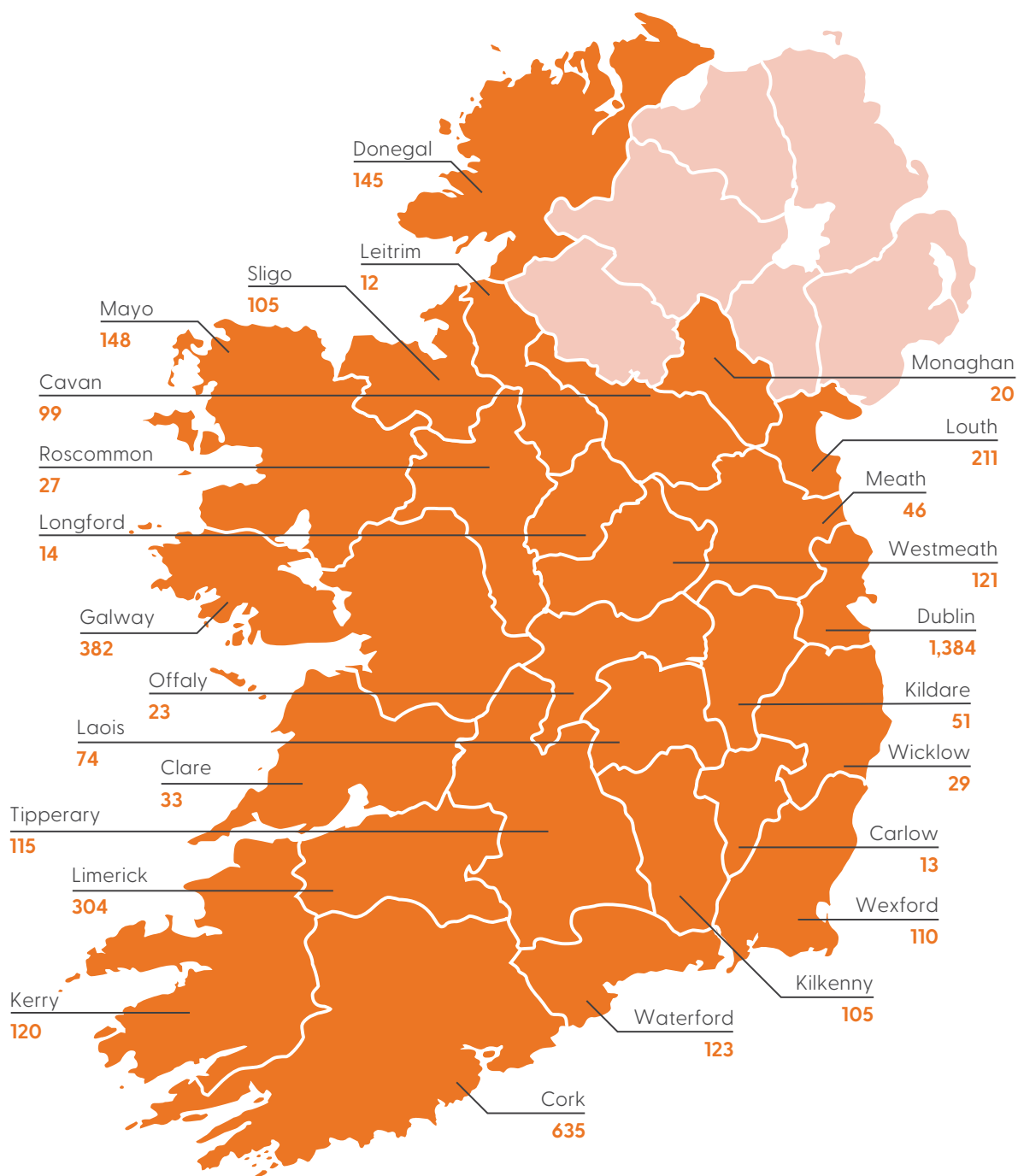



Figure 14 Geographical distribution in Ireland of Midwives

Registrants not included in the map below
 We do not have workplace information for 234 new registrants. There are 122 practising Midwives working abroad, mainly Australia & UK.





Public Health Nurses
Division Information

Current Public Health Nurses Division Information

As of 1 June 2023 there are **2,721** registered in this division

In the last 12 months

138

were added to the
Public Health Nurses division

2,286

are currently practising
in the division.

Of the new registrants there
are **9** that we do not have
practising information on

+

426

have declared they are
not currently practising
in the division



Patient-facing registrants

1,903*

in patient-facing roles

* This will be higher as we do not have
information on the **9** new registrants



Gender breakdown (of those practising)

2,272

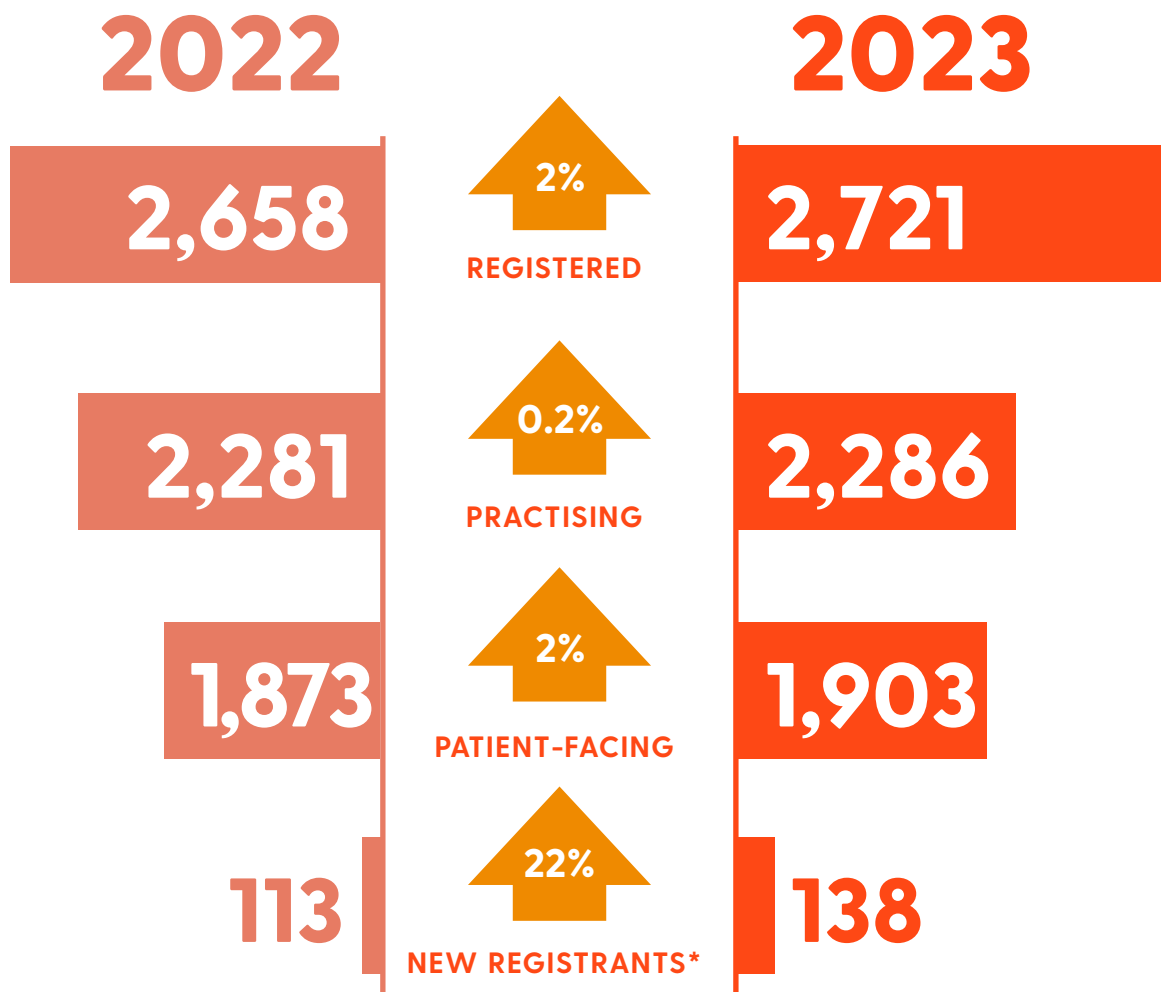
FEMALE

14

MALE



Public Health Nurses Division Comparison



*New registrants include Irish, EU and Non-EU qualified nurses and midwives.

Figure 15 Age distribution of Public Health Nurses division

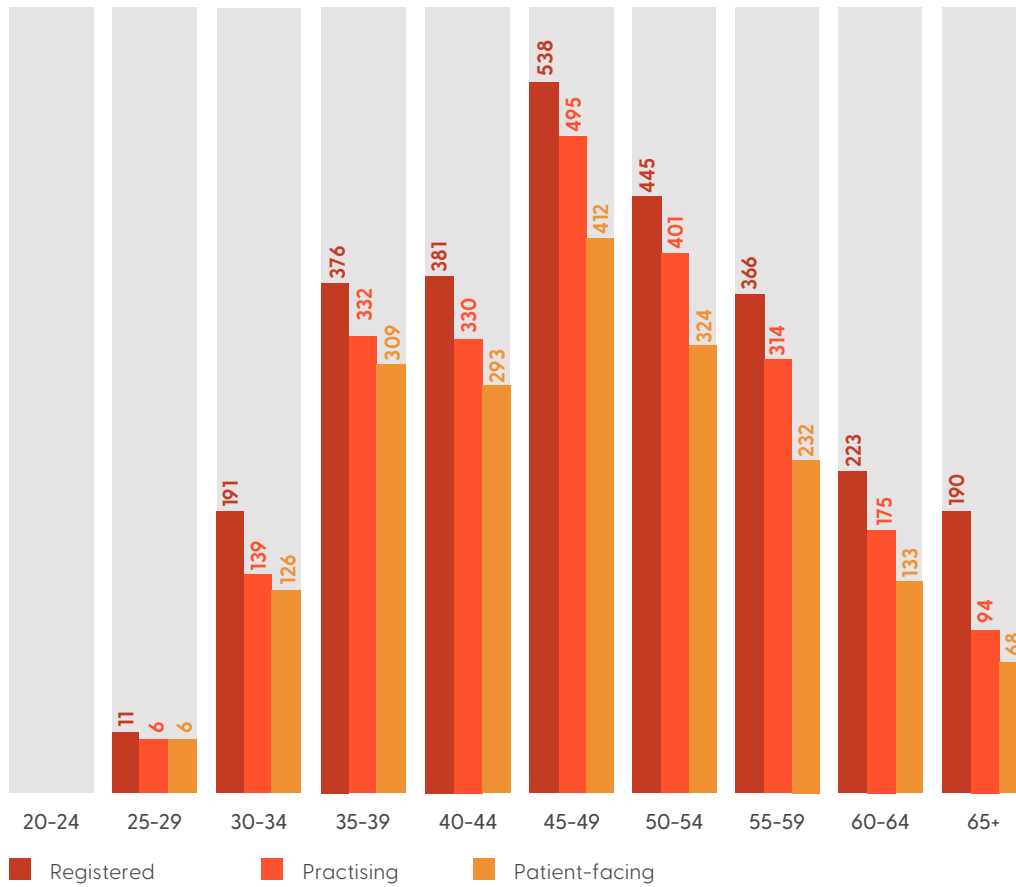
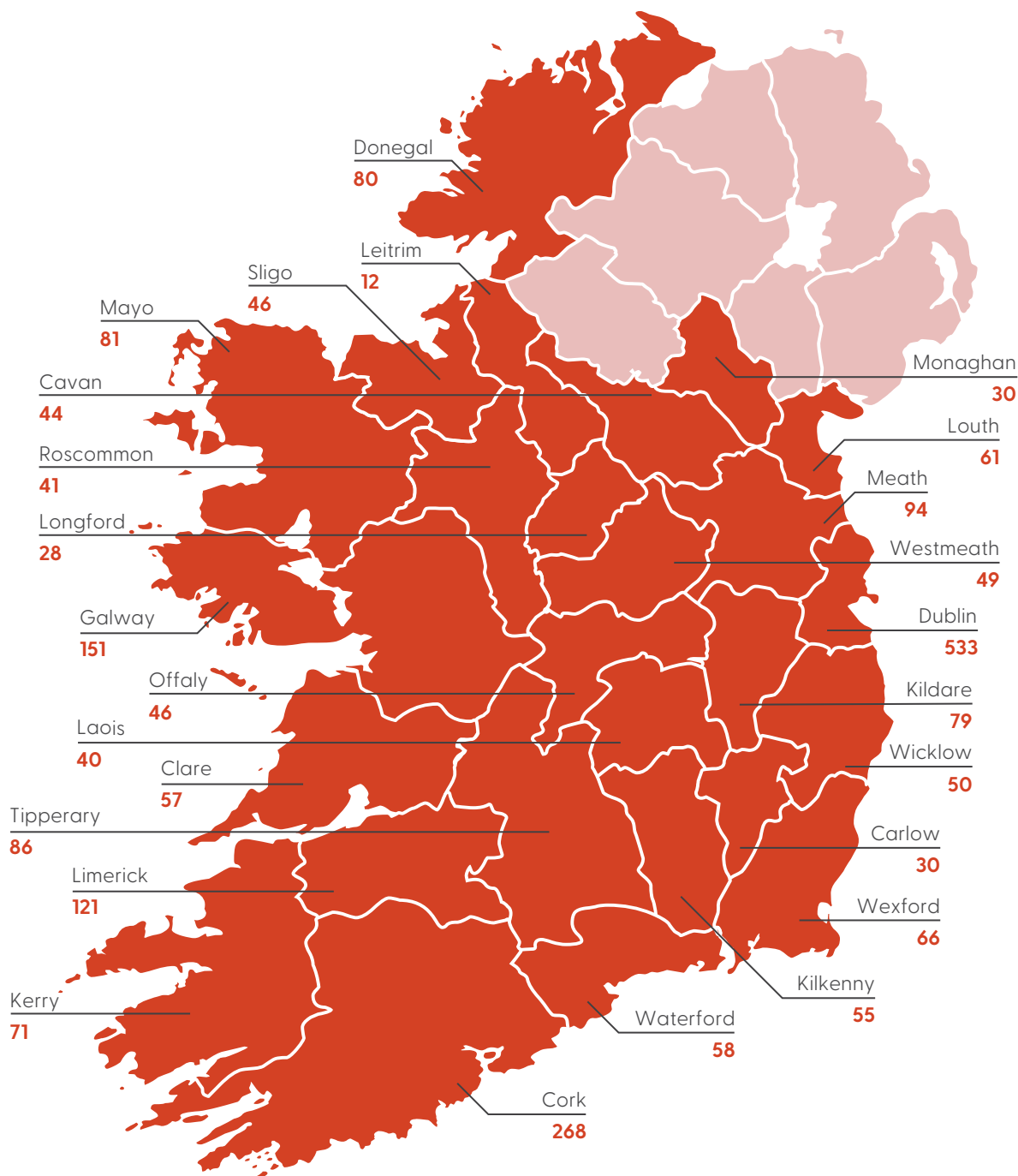


Figure 16 Geographical distribution in Ireland of Public Health Nurses

Registrants not included in the map below
 We do not have workplace information for 9 registrants. There are 9 practising Public Health Nurses working abroad, mainly UK.





Advanced Nurse Practitioners
Division Information

Current Advanced Nurse Practitioners Division Information

As of 1 June 2023 there are **809** registered in this division

In the last 12 months

157

were added to the
Advanced Nurse Practitioners division

605

are currently practising
in the division.

Of the new registrants there
are **72** that we do not have
practising information on

+

132

have declared they are
not currently practising
in the division



Patient-facing registrants

573

in patient-facing roles

* This will be higher as we do not have
information on the **72** new registrants



**Gender breakdown
(of those practising)**

532

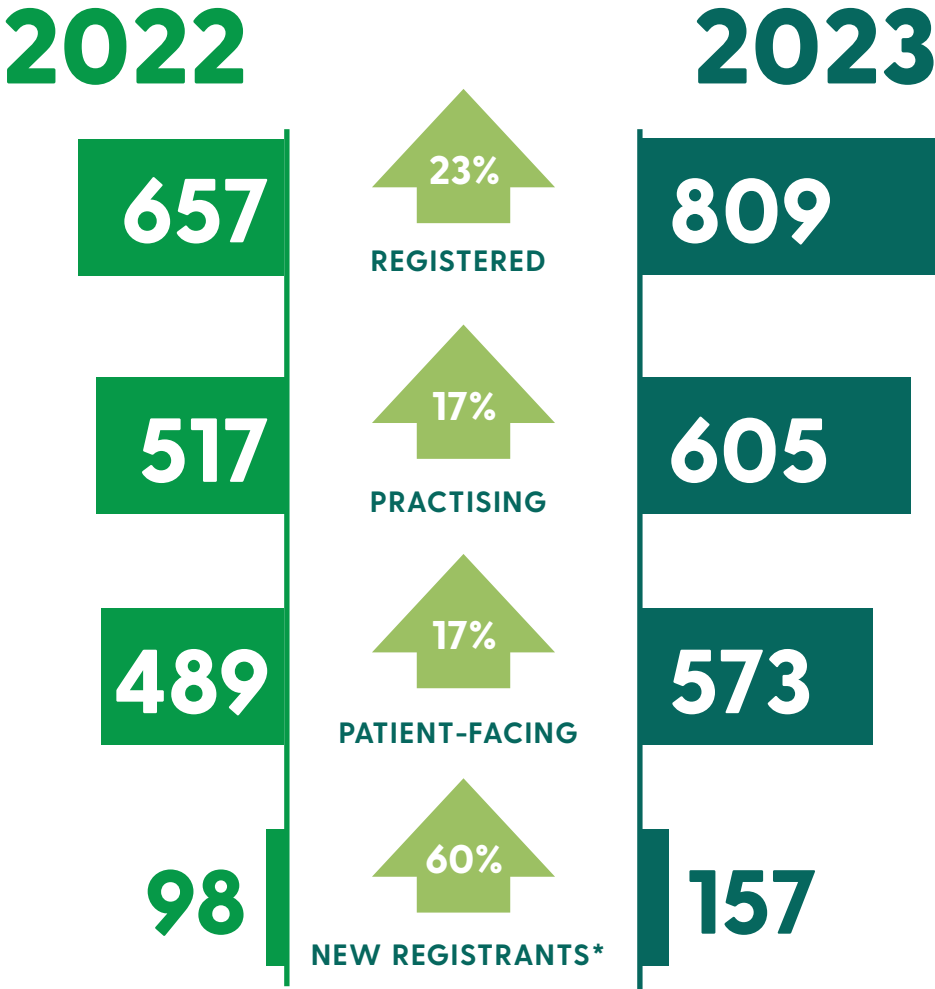
FEMALE

73

MALE



Advanced Nurse Practitioners Division Comparison



*New registrants include Irish, EU and Non-EU qualified nurses and midwives.

Figure 17 Age distribution of Advanced Nurse Practitioners division

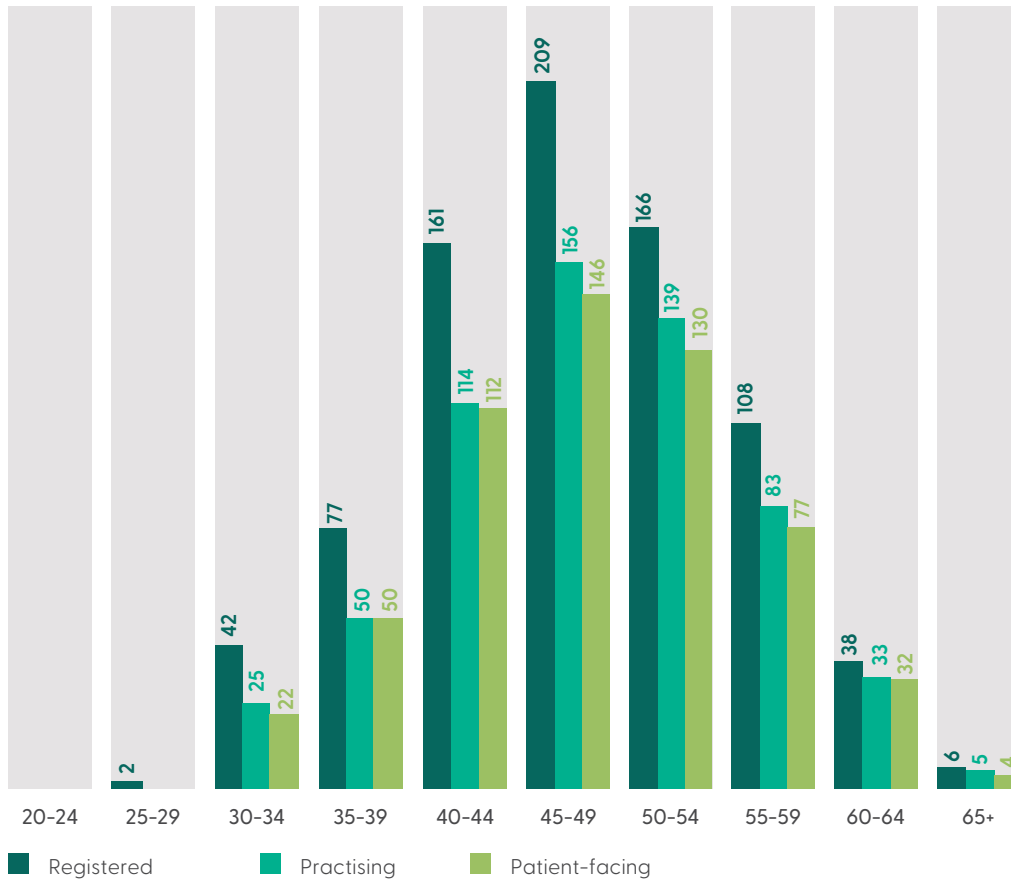
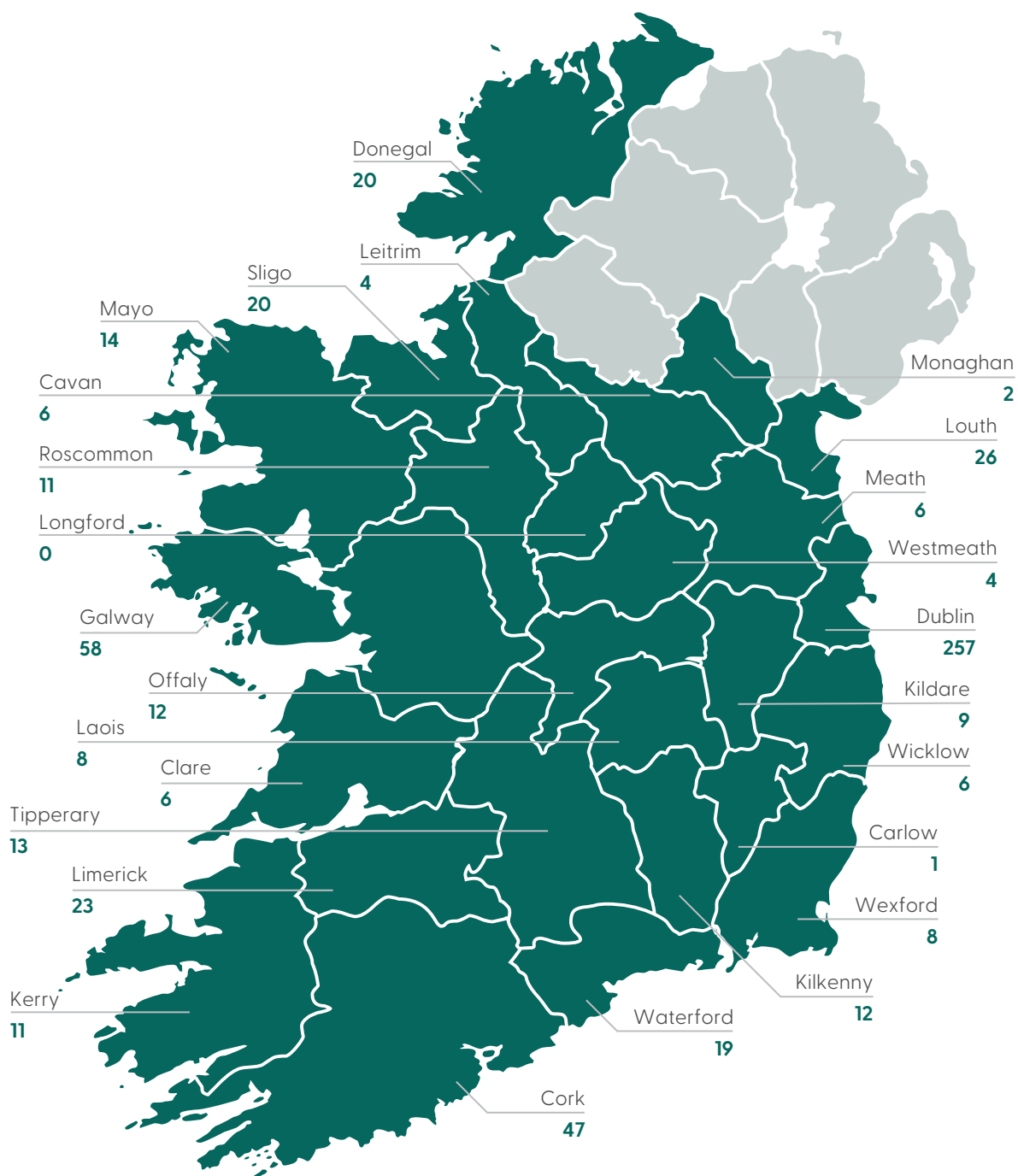


Figure 18 Geographical distribution in Ireland of Advanced Nurse Practitioners

Registrants not included in the map below
 We do not have workplace information for 72 registrants. There are 2 practising ANPs working abroad in UK.





Nurse Prescribers
Division Information

Current Nurse Prescribers Division Information

As of 1 June 2023 there are **2,221** registered in this division

In the last 12 months

302

were added to the Nurse Prescribers division

1,425

are currently practising in the division.

Of the new registrants there are **206** that we do not have practising information on

+

590

have declared they are not currently practising in the division

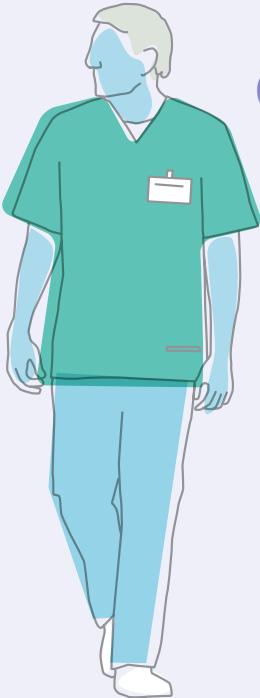


Patient-facing registrants

1,326

in patient-facing roles

* This will be higher as we do not have information on the **206** new registrants



Gender breakdown (of those practising)

1,282

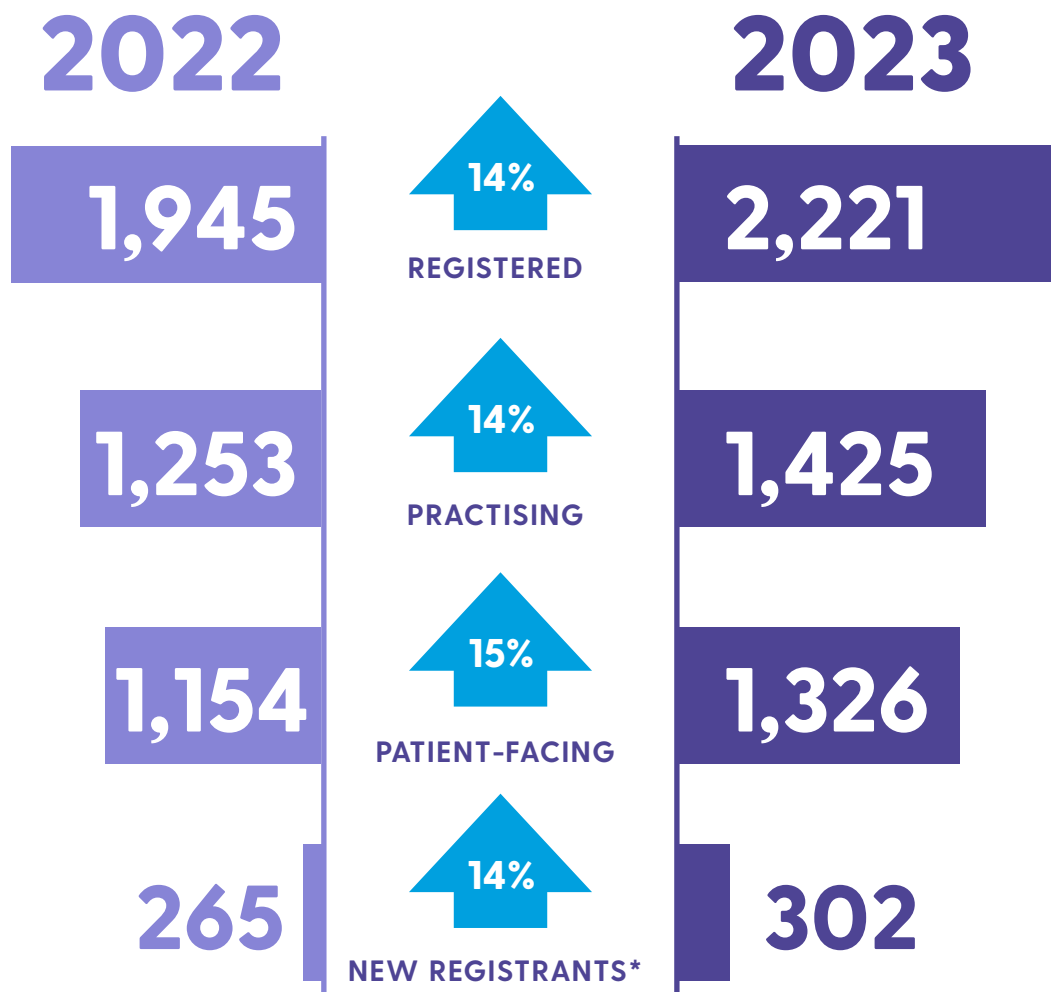
FEMALE

143

MALE



Nurse Prescribers Division Comparison



*New registrants include Irish, EU and Non-EU qualified nurses and midwives.

Figure 19 Age distribution of Nurse Prescribers division

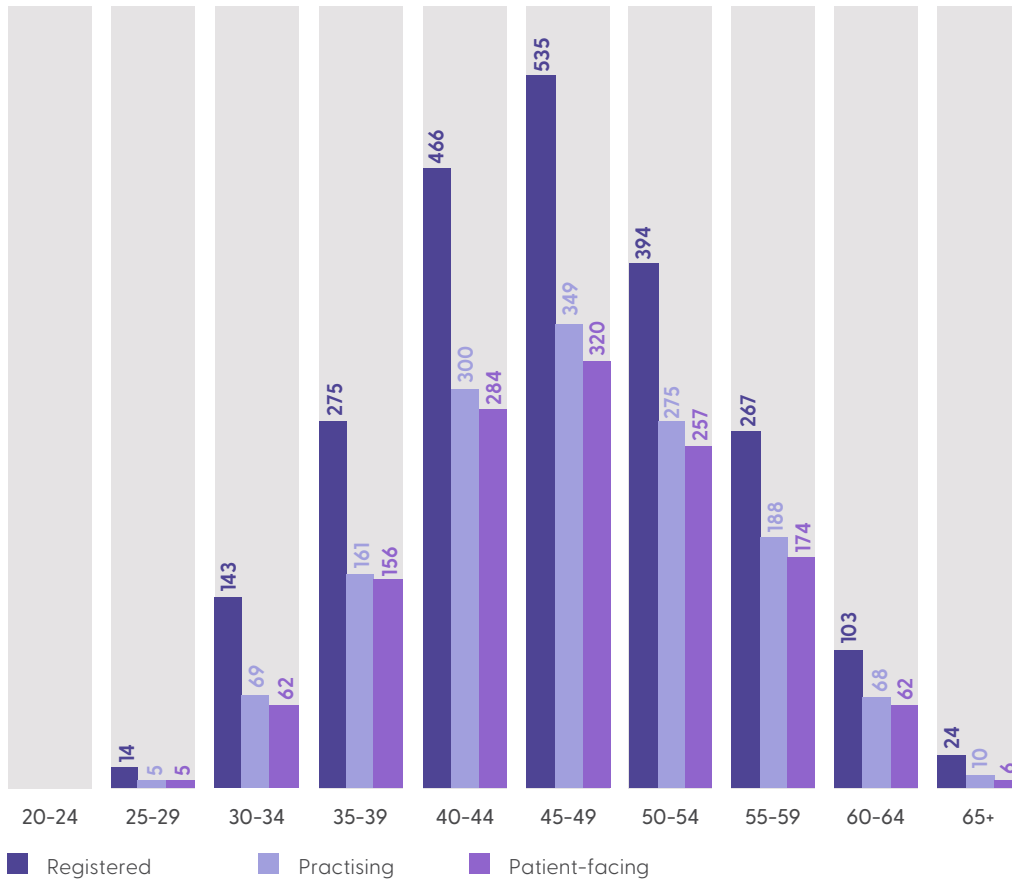
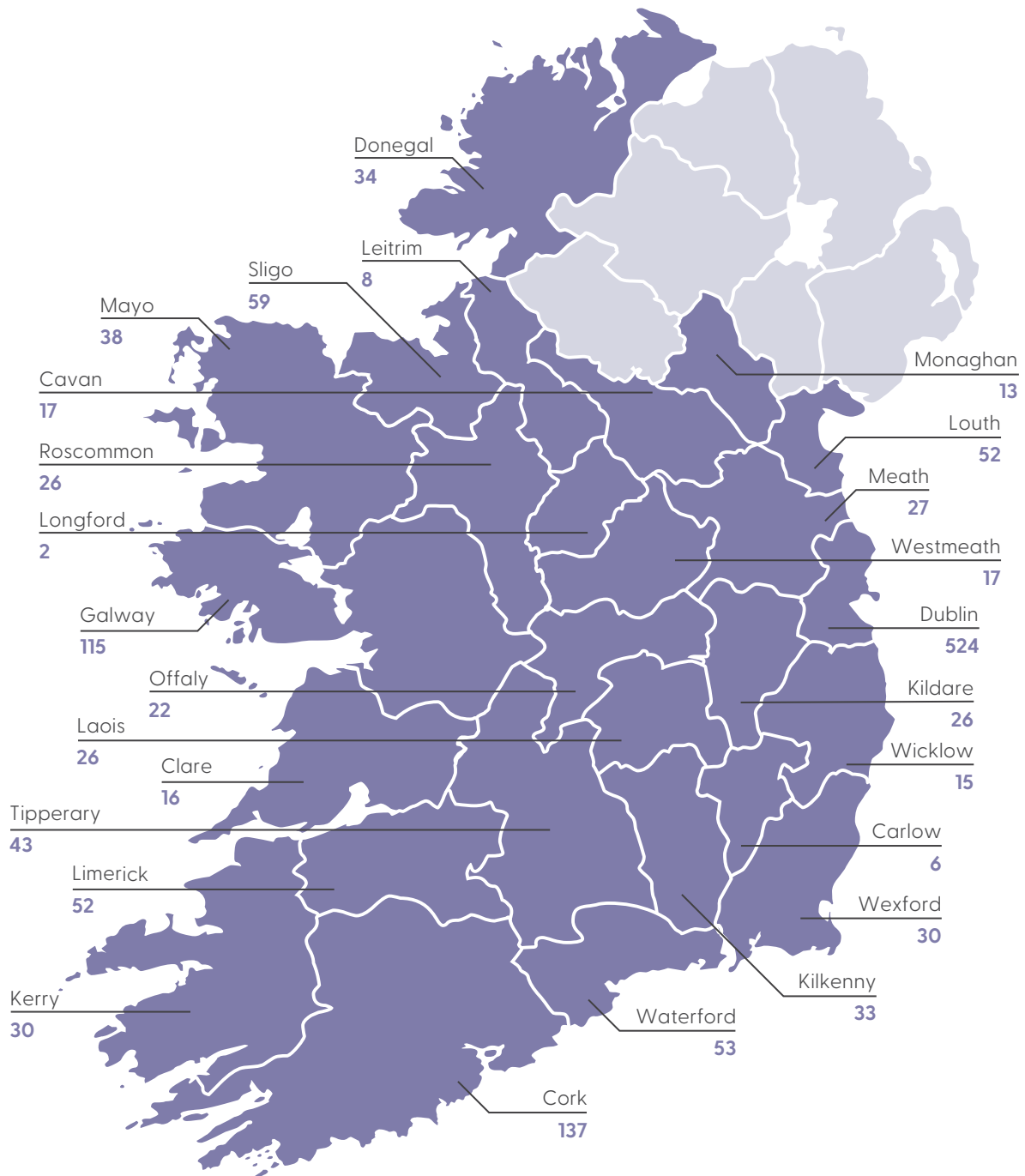



Figure 20 Geographical distribution in Ireland of Nurse Prescribers

Registrants not included in the map below
 We do not have workplace information for 206 registrants. There are 4 practising NPs working abroad in UK and Australia.





Nurse Tutors
Division Information

Current Nurse Tutors Division Information

As of 1 June 2023 there are **787** registered in this division

In the last 12 months

43

were added to the Nurse Tutors division

552

are currently practising in the division.

Of the new registrants there are **15** that we do not have practising information on

+

220

have declared they are not currently practising in the division



Patient-facing registrants

126

in patient-facing roles

* This will be higher as we do not have information on the **15** new registrants

**Gender breakdown
(of those practising)**

471

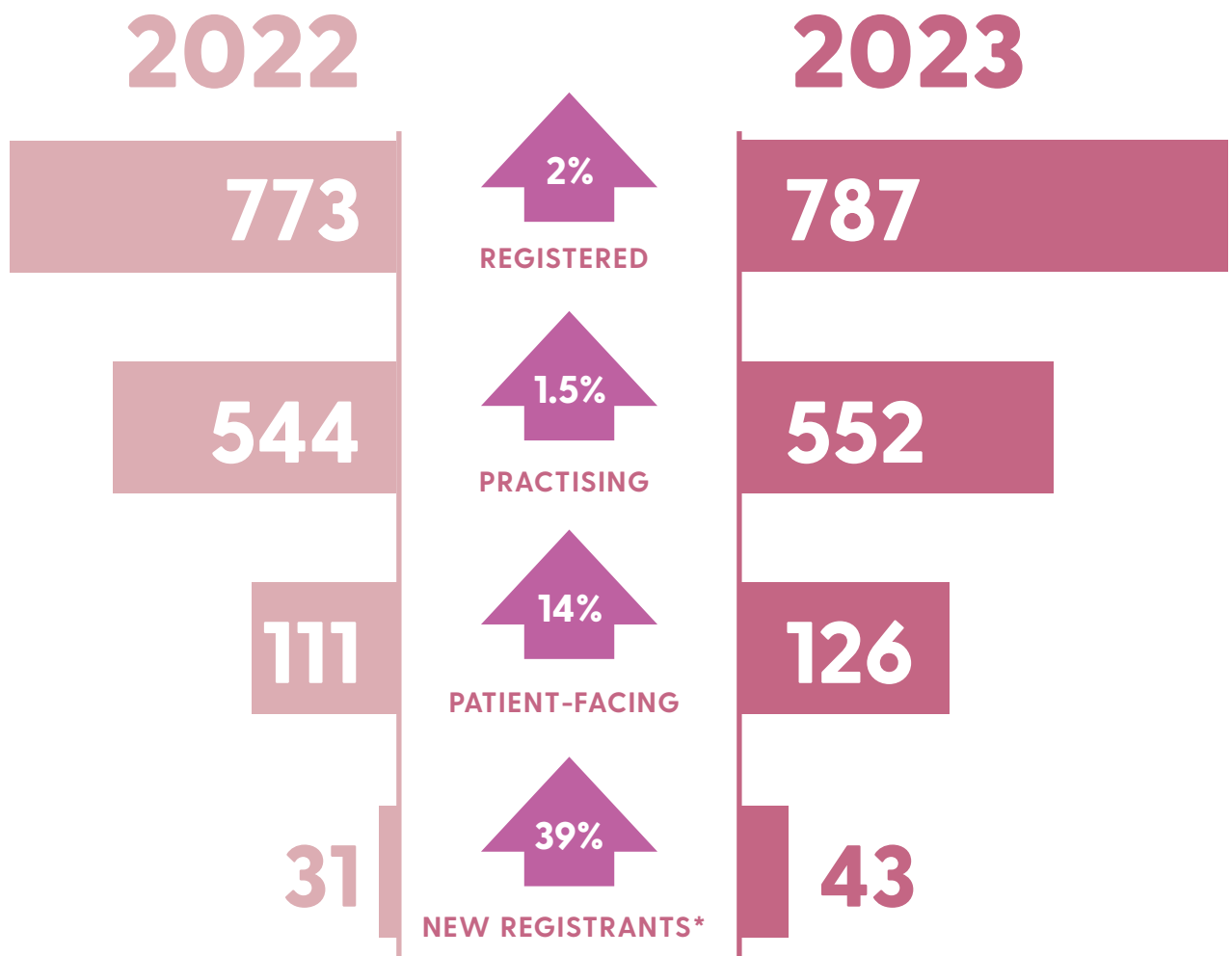
FEMALE

81

MALE



Nurse Tutors Division Comparison



*New registrants include Irish, EU and Non-EU qualified nurses and midwives.

Figure 21 Age distribution of Nurse Tutors division

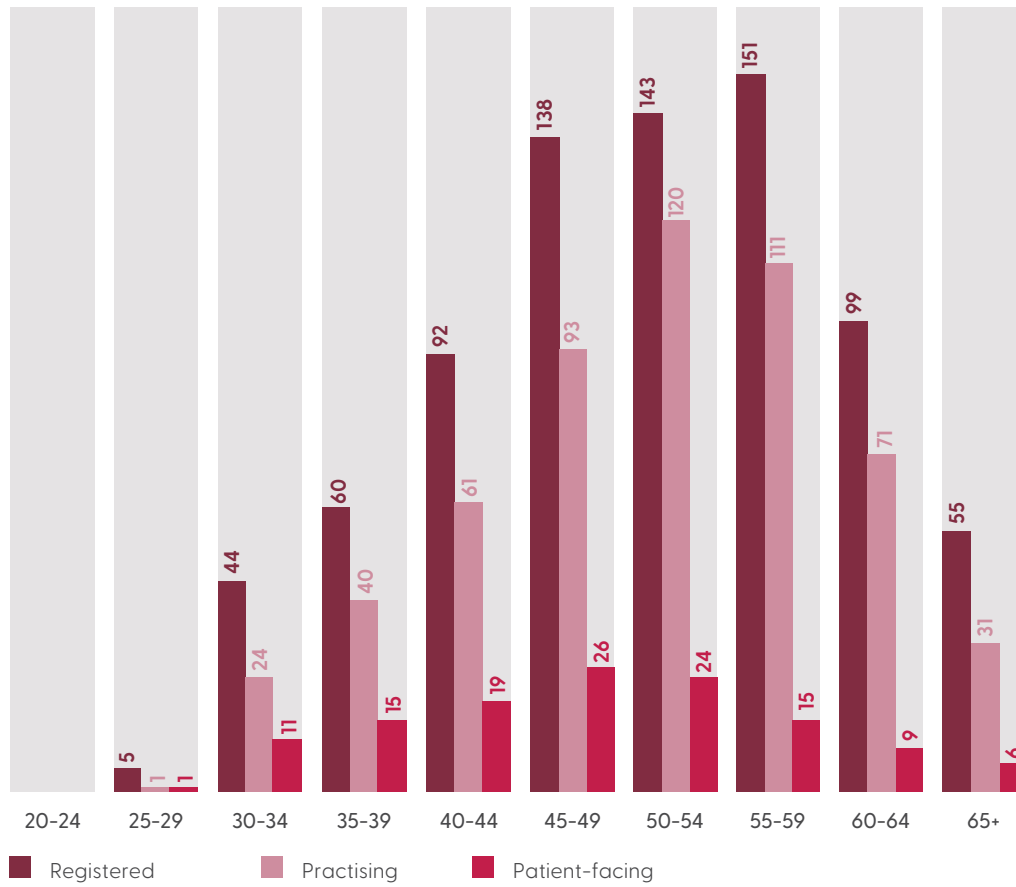
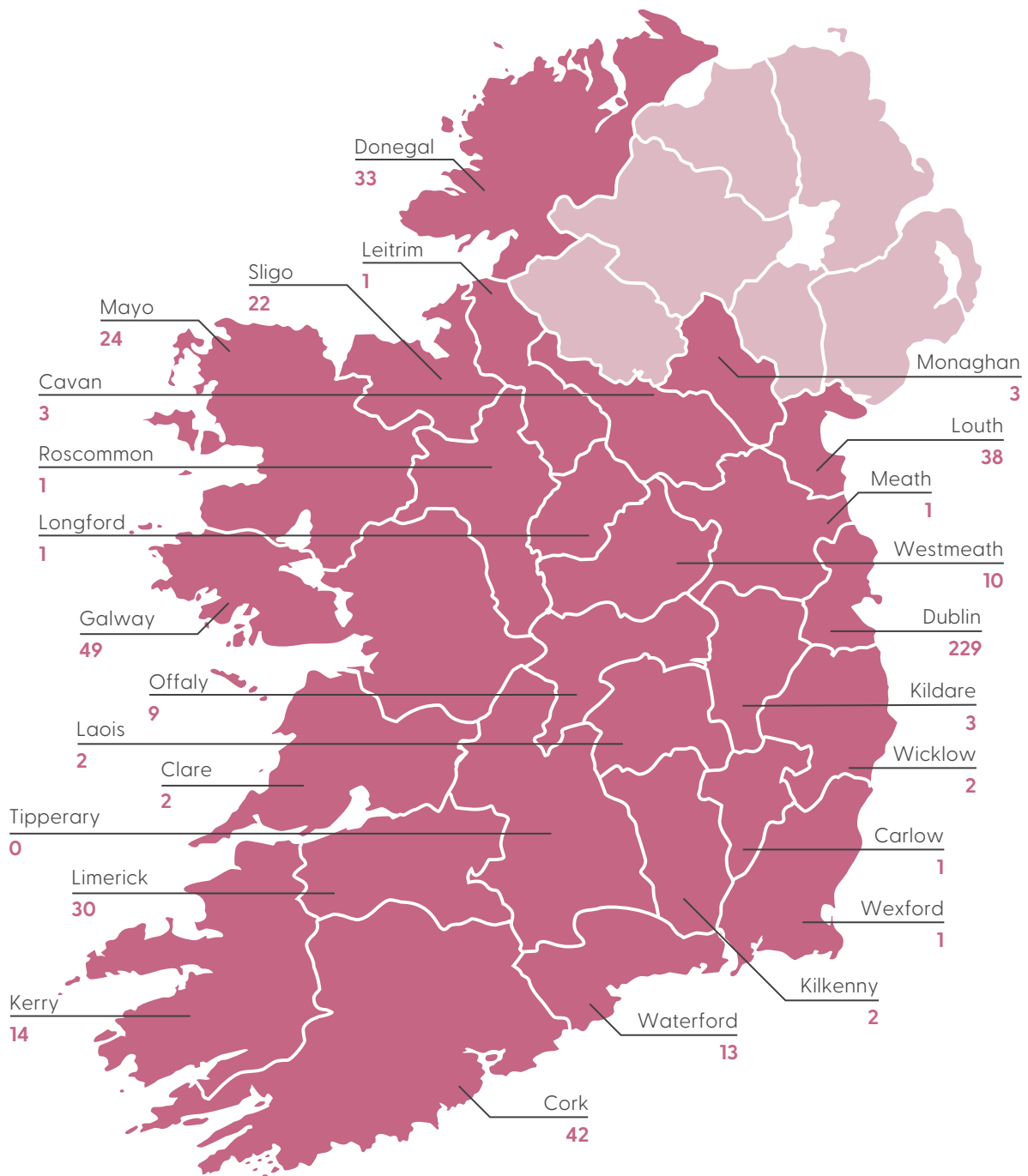


Figure 22 Geographical distribution in Ireland of practising Nurse Tutors

Registrants not included in the map below
 We do not have workplace information for 15 registrants. There are 16 practising NTs working abroad mainly in UK.





Advanced Midwife Practitioners, Midwife
Prescribers and Midwife Tutors
Division Information

Current Advanced Midwife Practitioners Division Information

As of 1 June 2023 there are **30** registered in this division

In the last 12 months

9

were added to the
Advanced Midwife Practitioners division

19

are currently practising
in the division.

Of the new registrants there
are **6** that we do not have
practising information on

+

5

have declared they are
not currently practising
in the division



Patient-facing registrants

17

in patient-facing roles

* This will be higher as we do not have
information on the 6 new registrants



Gender breakdown (of those practising)

19


FEMALE

0

MALE



Advanced Midwife Practitioners Division Comparison



*New registrants include Irish, EU and Non-EU qualified nurses and midwives.

Current Midwife Prescribers Division Information

As of 1 June 2023 there are **83** registered in this division

In the last 12 months

20

were added to the
Midwife Prescribers division

34

are currently practising
in the division.

Of the new registrants there
are **17** that we do not have
practising information on

+

32

have declared they are
not currently practising
in the division



Patient-facing registrants

31

in patient-facing roles

* This will be higher as we do not have
information on the 17 new registrants



Gender breakdown (of those practising)

34

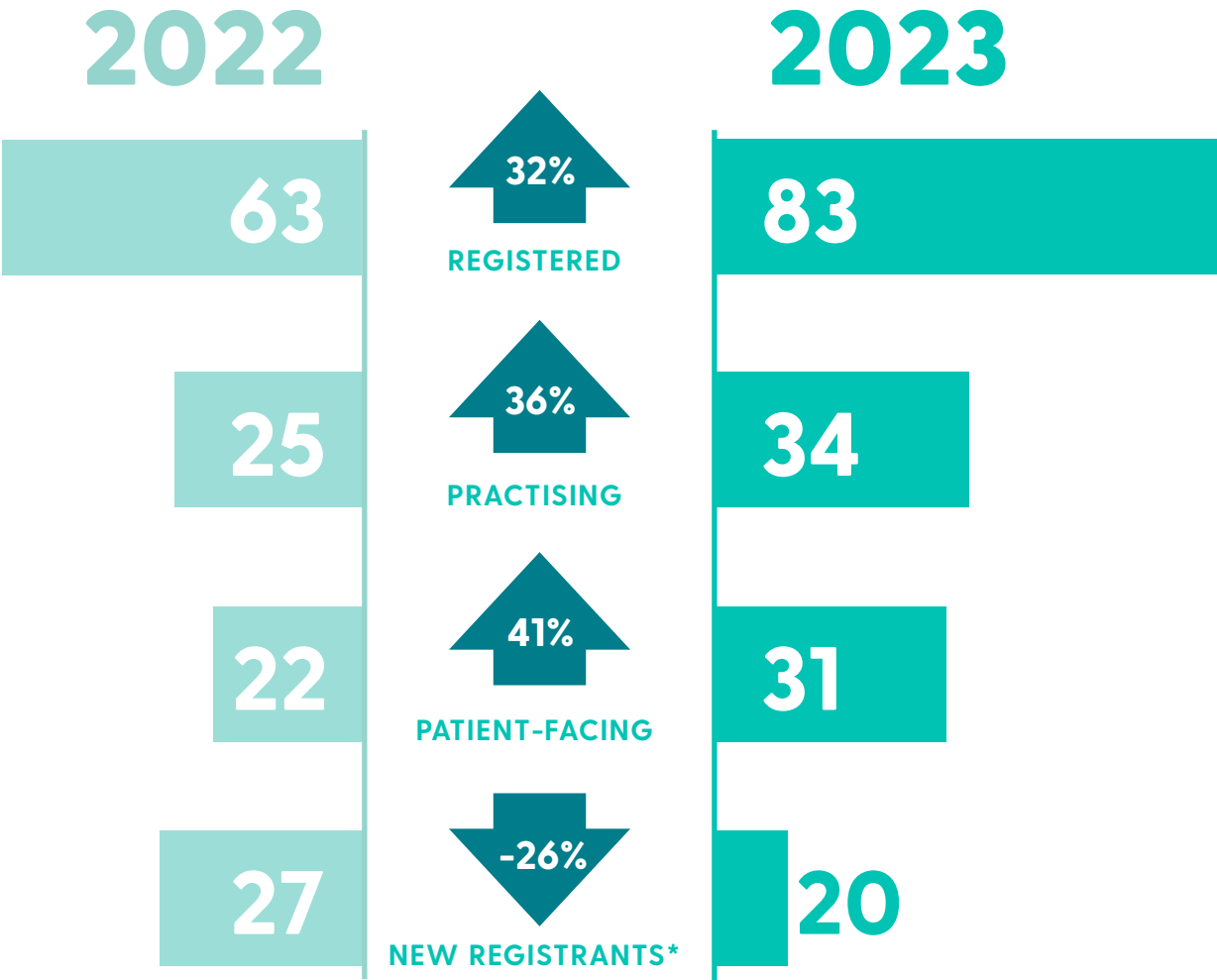
FEMALE

0

MALE



Midwife Prescribers Division Comparison



*New registrants include Irish, EU and Non-EU qualified nurses and midwives.

Current Midwife Tutors Division Information

As of 1 June 2023 there are **27** registered in this division

In the last 12 months

5

were added to the
Midwife Tutors division

15

are currently practising
in the division.

+

9

have declared they are
not currently practising
in the division

Of the new registrants there
are **3** that we do not have
practising information on



Patient-facing registrants

3

in patient-facing roles

* This will be higher as we do not have
information on the 3 new registrants



Gender breakdown (of those practising)

14

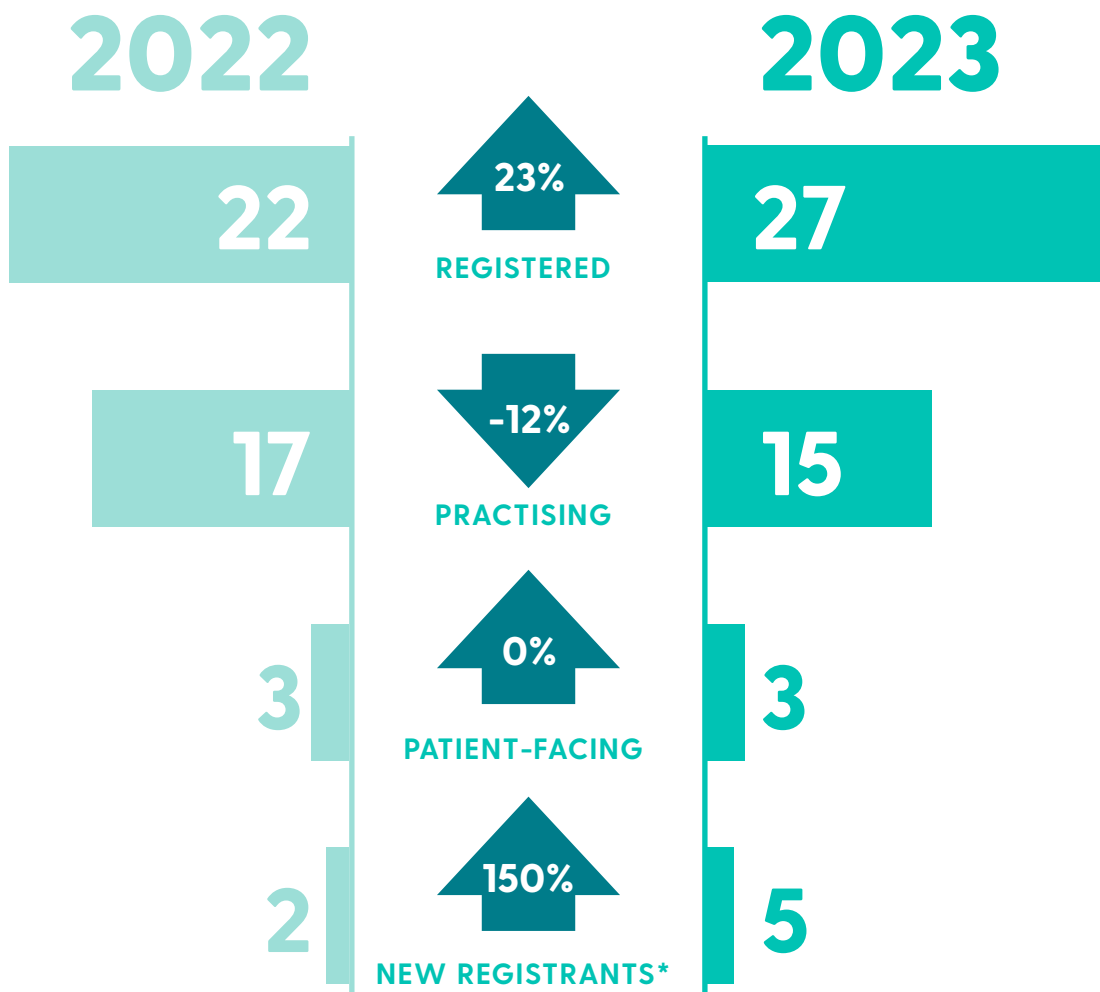
FEMALE

1

MALE



Midwife Tutors Division Comparison



*New registrants include Irish, EU and Non-EU qualified nurses and midwives.

Figure 23 Age distribution of Advanced Midwife Practitioners, Midwife Prescribers and Midwife Tutors divisions

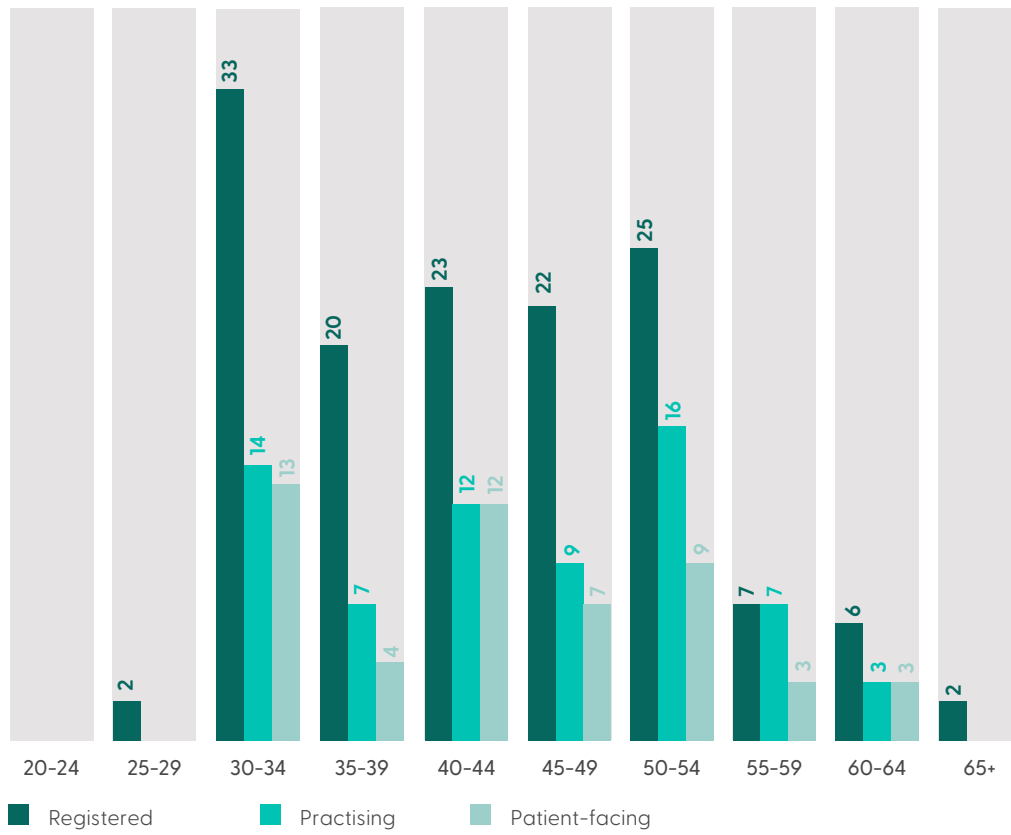
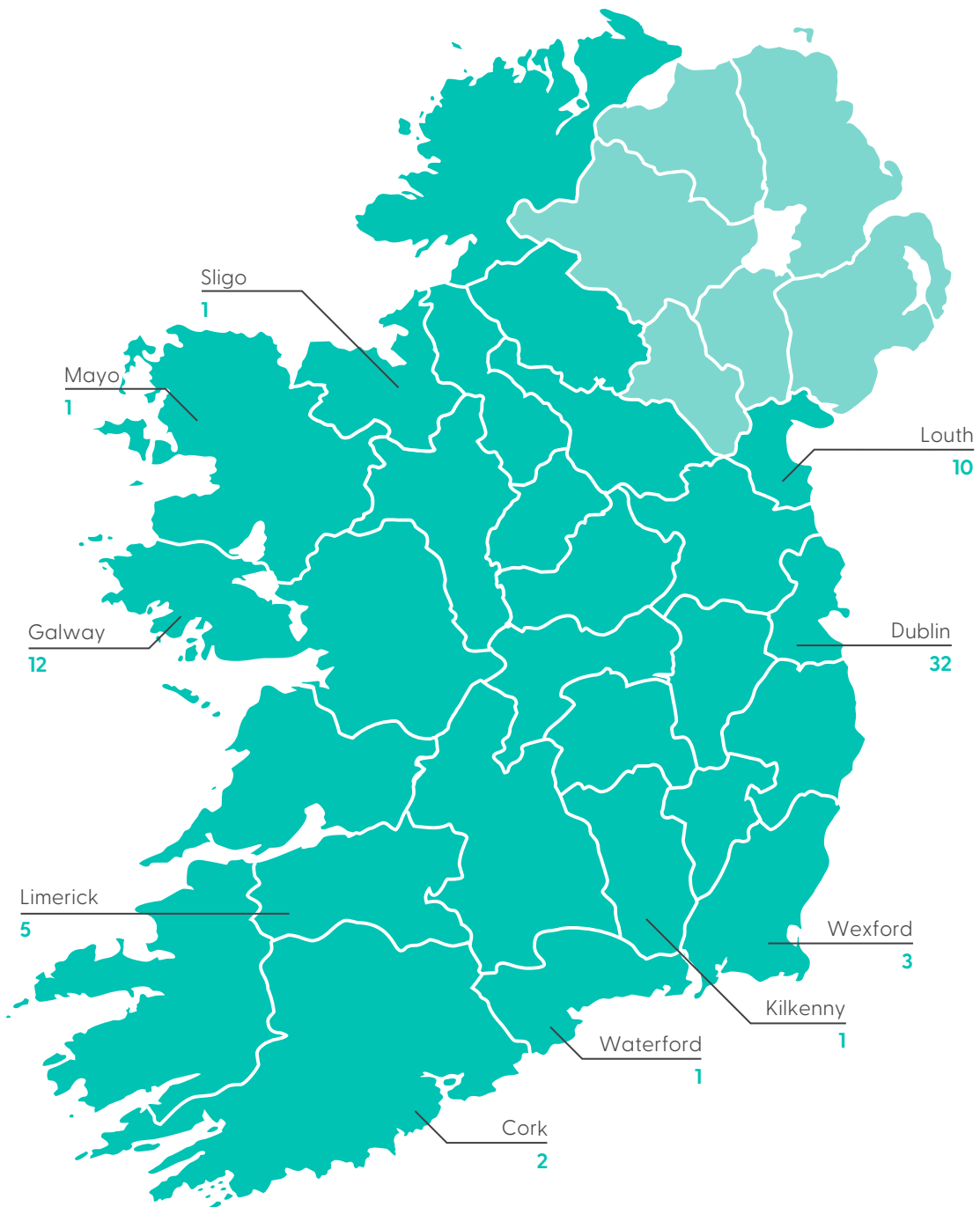



Figure 24 Geographical distribution in Ireland of practising Advanced Midwife Practitioners Midwife Prescribers and Midwife Tutors

Registrants not included in the map below

We do not have workplace information for 26 new AMPs,MPs and MTs. There are no practising AMPs, MPs, MTs working abroad.



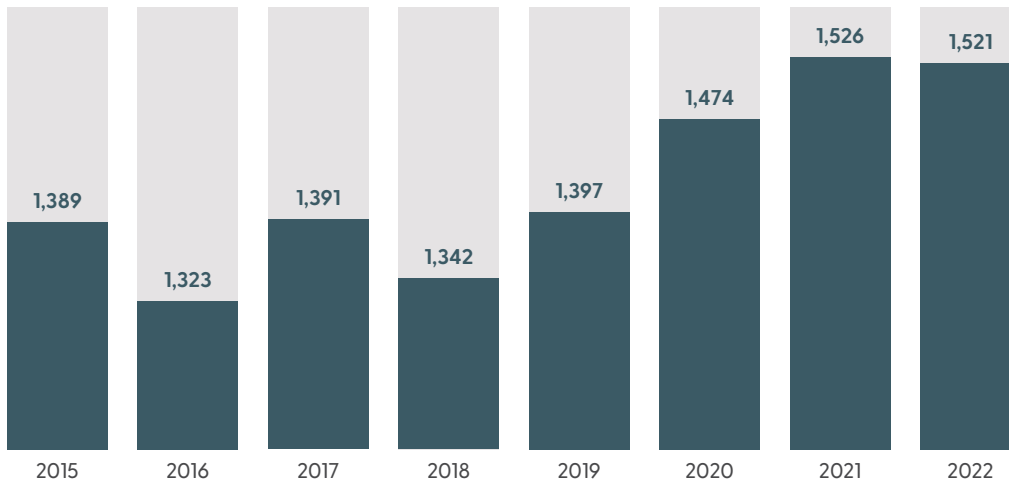


Appendix |

Irish educated registration rates (2015-2022)

The graph below depicts the numbers of Irish graduates coming onto the Register for the first time by year between 2015 and 2022.

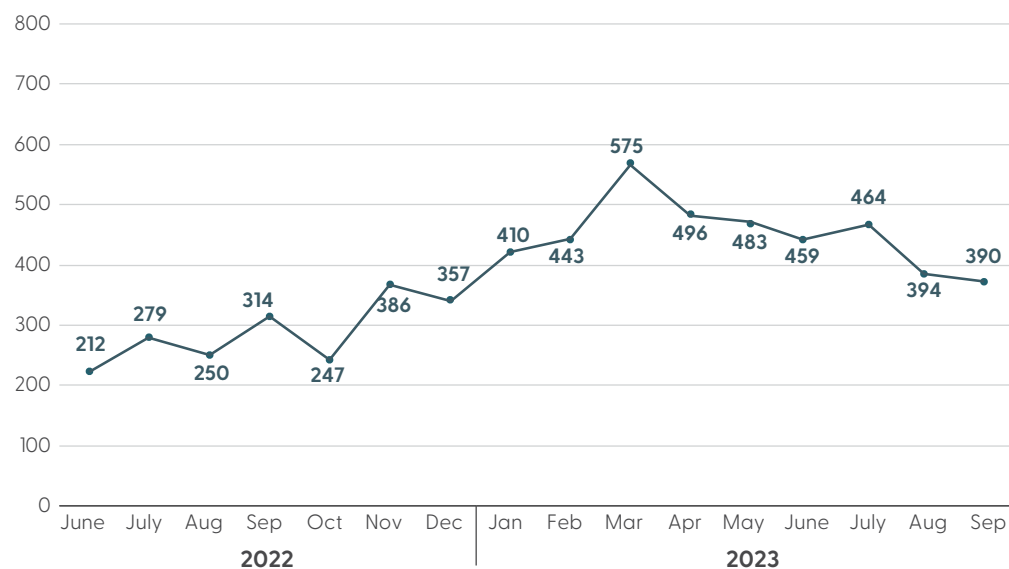
Figure A Number of new Irish educated registrants per year



Certificates of Current Professional Status (CCPS)

NMBI issues Certificates of Current Professional Status (CCPSs) for nurses and midwives who may wish to register abroad. CCPSs are sent directly from NMBI to the equivalent regulatory authority in the country or state where the nurse or midwife is seeking registration. A nurse or midwife may request more than one CCPS in any one year and may request a separate CCPS for each jurisdiction.

Figure B Total number of CCPS requests June 2022 to September 2023



Total: 6,159

Figure C Age distribution of CCPS applications June 2022 to September 2023

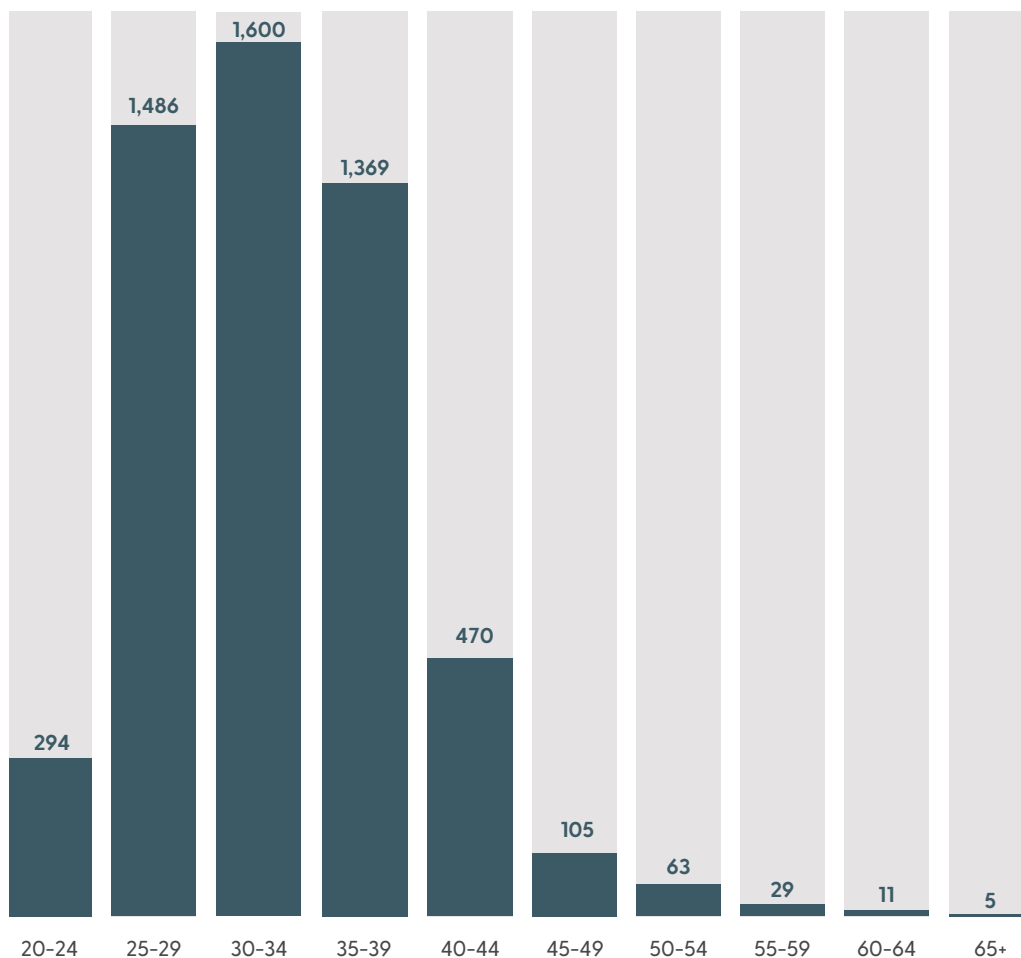


Table A Top five CCPS applications June 2022 to May 2023 – based on nationality

2022			
1		India	2,333
2		Ireland	1,289
3		Philippines	184
4		UK	44
5		Zimbabwe	42

Overseas applicants

Figure D Number of overseas applications June 2022 to September 2023

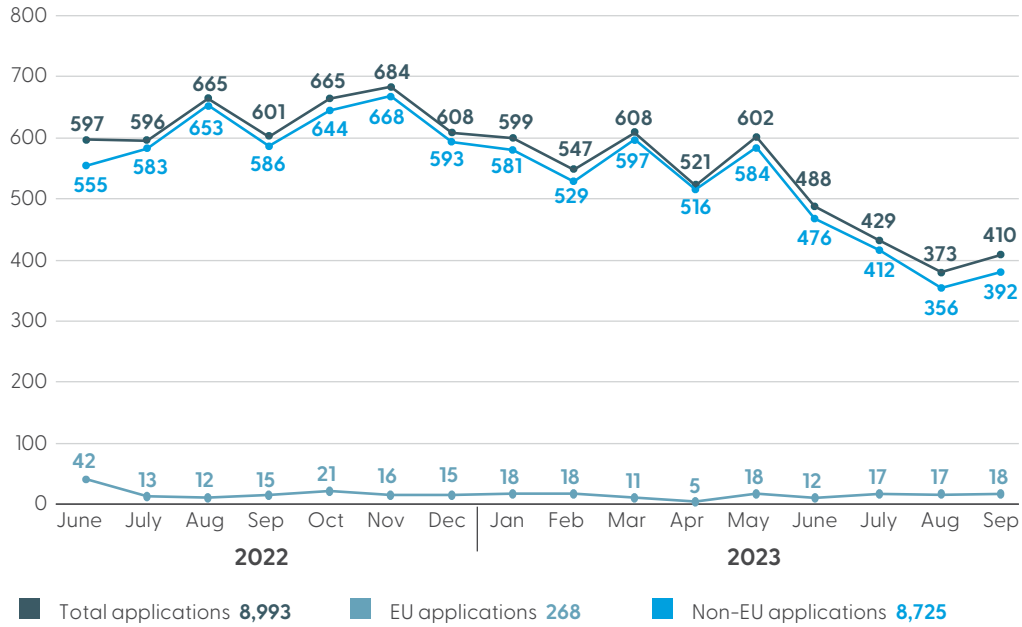


Figure E Age distribution of overseas applicants June 2022 to September 2023

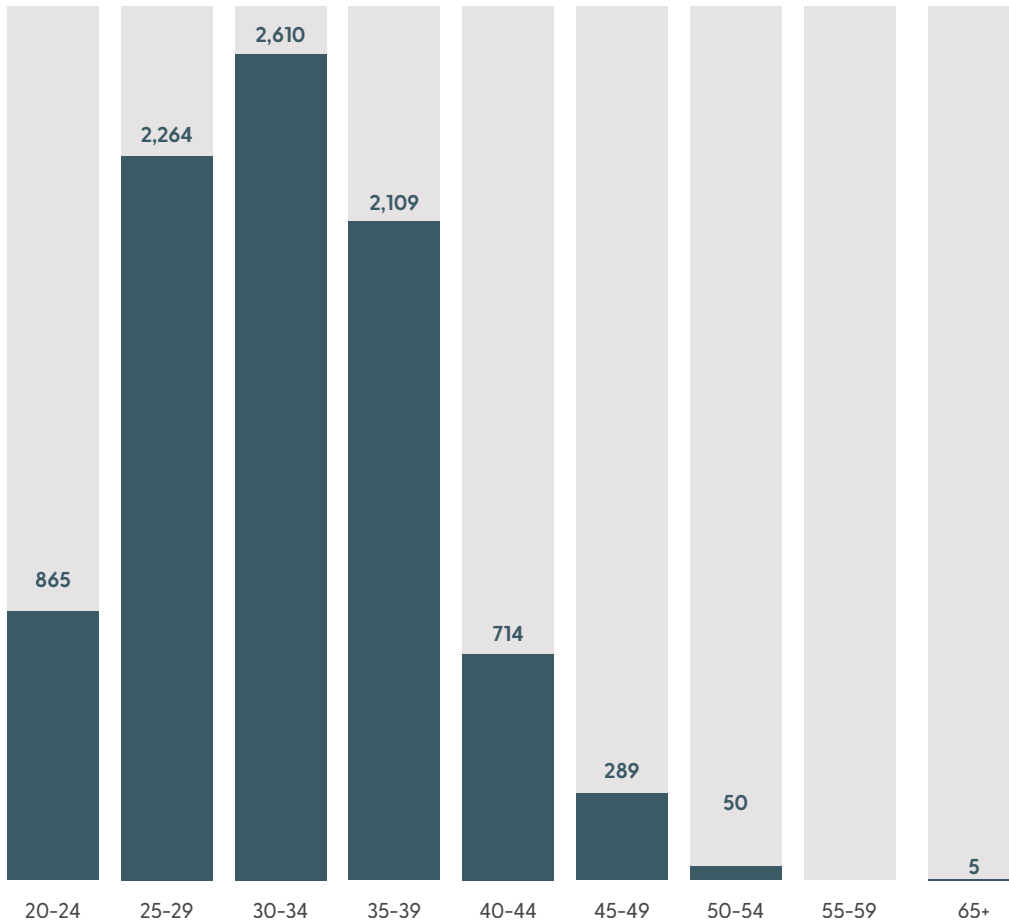
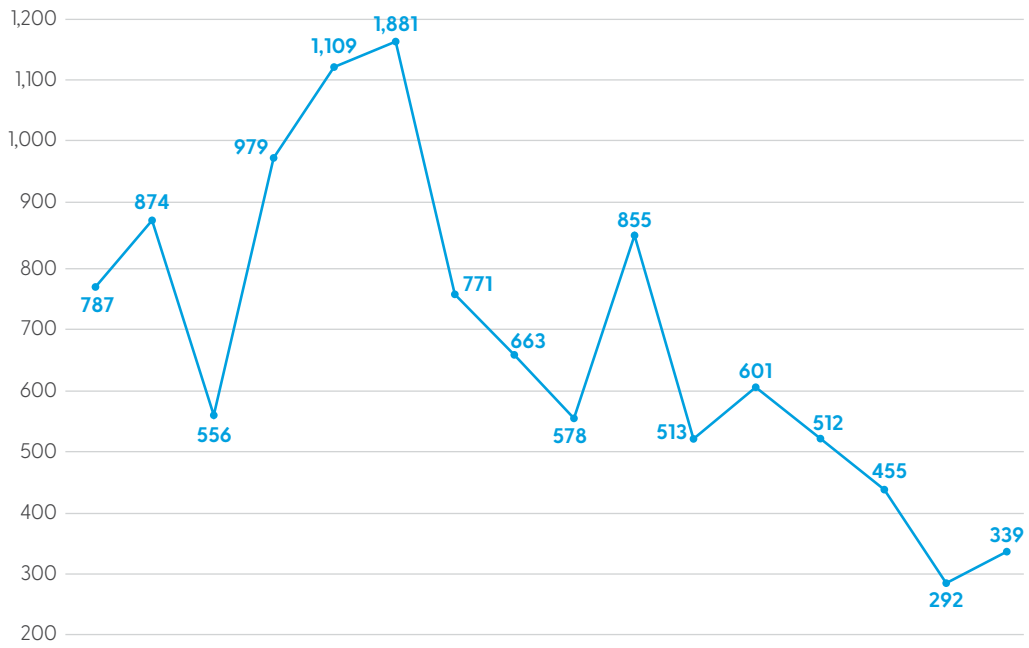


Figure F Number of decision letters issued (June 2022 to September 2023)





Bord Altranais agus
Cnámhseachais na hÉireann
Nursing and Midwifery
Board of Ireland

Nursing and Midwifery Board of Ireland (NMBI)

18/20 Carysfort Avenue | Blackrock | Co. Dublin | A94 R299

T +353(0)1 639 8500 www.nmbi.ie